



World Anti-Doping Program

2018 Anti-Doping Rule Violations (ADRVs) Report

This Report is compiled based on decisions received by WADA before 2 March 2020.

Table of Contents

	Page
Terms and Abbreviations	3
Explanations and Definitions	3
Introduction	4
Executive Summary	6
Section 1: Outcomes of 2018 AAFs¹ by Sport Category	9
Table 1 - AAF Outcomes by Sport Category.....	10
Table 2 - AAF Outcomes by Sport Category - ASOIF Sports/Disciplines.....	10
Table 3 - AAF Outcomes by Sport Category - AIOWF Sports/Disciplines.....	12
Table 4 - AAF Outcomes by Sport Category - ARISF Sports/Disciplines.....	12
Table 5 - AAF Outcomes by Sport Category - AIMS Sports/Disciplines.....	14
Table 6 - AAF Outcomes by Sport Category - IPC Sports/Disciplines.....	14
Table 7 - AAF Outcomes by Sport Category - Sports/Disciplines for Athletes with an Impairment.....	15
Table 8 - AAF Outcomes by Sport Category - Other Sports - Code Signatories.....	16
Table 9 - AAF Outcomes by Sport Category - Other Sports.....	16
Section 2: Outcomes of 2018 AAFs¹ by Testing Authority Category	18
Table 1 - AAF Outcomes by TA Category.....	19
Table 2 - AAF Outcomes by TA Category - ASOIF IFs.....	20
Table 3 - AAF Outcomes by TA Category - AIOWF IFs.....	20
Table 4 - AAF Outcomes by TA Category - ARISF IFs.....	20
Table 5 - AAF Outcomes by TA Category - AIMS IFs.....	21
Table 6 - AAF Outcomes by TA Category - NADOs.....	21
Table 7 - AAF Outcomes by TA Category - RADOs.....	22
Table 8 - AAF Outcomes by TA Category - Other Code Signatories.....	23
Table 9 - AAF Outcomes by TA Category - Other Sports Organizations.....	23
Section 3: Report of 2018 Non-Analytical ADRVs²	24
Table 1 - Non-Analytical ADRV Cases Committed by Athletes by Sport and Nationality.....	25
Table 2 - Non-Analytical ADRV Cases Committed by Athletes by Nationality and Sport.....	27
Table 3 - Non-Analytical ADRV Cases Committed by Athlete Support Personnel by Nationality.....	29
Table 4 - Non-Analytical ADRVs by Type of Violation-Athletes and Athlete Support Personnel.....	30
Section 4: Report of 2018 Total Analytical and Non-Analytical ADRVs²	31
Table 1 - Total ADRVs from Athletes by Sport Category.....	32
Table 2 - Total ADRVs from Athletes - ASOIF Sports by Nationality.....	32
Table 3 - Total ADRVs from Athletes - AIOWF Sports by Nationality.....	41
Table 4 - Total ADRVs from Athletes - ARISF Sports by Athlete Nationality.....	42
Table 5 - Total ADRVs from Athletes - AIMS Sports by Nationality.....	45
Table 6 - Total ADRVs from Athletes - IPC Sports by Athlete Nationality.....	48
Table 7 - Total ADRVs from Athletes - Sports for Athletes with an Impairment by Nationality.....	49
Table 8 - Total ADRVs from Athletes - Other Sports - Code Signatories by Nationality.....	50
Table 9 - Total ADRVs from Athletes - Other Sports by Nationality.....	51
Table 10 - Total ADRVs from Athletes by Nationality and Sport.....	52

¹ The AAFs in this Report are based on results reported by WADA-accredited Laboratories in ADAMS for samples collected between 1 January 2018 and 31 December 2018.

² The Non-Analytical ADRVs in this Report refer to ADRVs related to World Anti-Doping Code (Code) Article 2 other than presence of a prohibited substance and based on decisions made in 2018 and received by WADA.

Terms and Abbreviations

AAF	Adverse Analytical Finding
ABP	Athlete Biological Passport
ADAMS	Anti-Doping Administration and Management System
ADRV	Anti-Doping Rule Violation
AIMS	Alliance of Independent Recognized Members of Sport
AIOWF	Association of International Olympic Winter Sports Federations
ARISF	Association of IOC Recognized International Sports Federations
ASOIF	Association of Summer Olympic International Sports Federations
ASP	Athlete Support Personnel
IF	International Federation
IPC	International Paralympic Committee
MEO	Major Event Organization
NADO	National Anti-Doping Organization
NF	National Federation
NOC	National Olympic Committee
RADO	Regional Anti-Doping Organization
TA	Testing Authority
TUE	Therapeutic Use Exemption
(R)	A discipline which is discontinued in ADAMS based on request of the governing IF, being an event under an existing discipline or being no longer necessary for administrative purposes.
-	A "dash" represents "0" (no data) in the tables.

Explanations and Definitions

Outcomes of AAFs are classified under five categories in this Report:

Medical Reasons:	Cases in which the athlete had or was granted a valid TUE that justified the presence of the prohibited substance in the athlete's sample and cases that are otherwise medically justified AAFs (low-level athletes as per the definition of Athlete in the Code ³).
No Case to Answer:	Cases closed at the results management level, excluding TUE cases. Such cases include for example: authorized route of administration for glucocorticosteroids; departure from International Standards; or cases outside of WADA's jurisdiction (including non-Code signatories).
No Sanction:	Cases in which the athlete was exonerated following the conclusion of disciplinary proceedings.
Pending:	Cases that have not yet been finalized following either the conclusion of disciplinary proceedings or at the results management level.
ADRV:	Cases for which a final decision has been rendered and a sanction (i.e., a reprimand or period of ineligibility) was imposed against the athlete following the conclusion of disciplinary proceedings.

³ The definition of 'Athlete' in the 2015 Code stipulates that "a National Anti-Doping Organization could, for example, elect to test recreational-level competitors but not to require advance TUEs." As a result, when an AAF is reported for a recreational-level athlete, the case can be closed if the athlete provides a documented medical justification for the use of the substance(s).

Introduction to the 2018 ADRVs Report

- This is the sixth year that WADA publishes the ADRVs Report. The Report illustrates doping offences committed under the World Anti-Doping Code (Code) in 2018.
- The Report includes the decisions received by WADA before 2 March 2020 of all Adverse Analytical Findings (AAFs) for which the samples were collected by Anti-Doping Organizations (ADOs) in 2018 and reported in ADAMS. This also includes Non-Analytical ADRVs for decisions rendered in 2018. Discrepancy from ADOs' published statistics may occur due to different reporting criteria.
- An **Analytical ADRV** refers to a violation of Code **Article 2.1** (Presence of a prohibited substance or its metabolites or markers in an Athlete's sample) and is based on an AAF (otherwise known as a positive result), which indicates the presence of a prohibited substance or its metabolite(s) or of marker(s) in a urine and/or blood sample collected from an Athlete and analyzed by a WADA-accredited Laboratory.
- A **Non-Analytical ADRV** is a case in which an Athlete or Athlete Support Person (coach, trainer, manager, agent, medical staff, parent, etc.) commits another type of ADRV that does not involve the detection of a prohibited substance or prohibited method in a urine or blood sample from Athletes, as outlined in the 2015 Code Articles 2.2 to 2.10:

Article 2.2: Use or attempted use by an Athlete of a prohibited substance or a prohibited method

Article 2.3: Evading, refusing or failing to submit to sample collection

Article 2.4: Whereabouts failures (any combination of three missed tests and/or filing failures within a 12-month period by an Athlete)

Article 2.5: Tampering or attempted tampering with any part of doping control

Article 2.6: Possession of a prohibited substance or a prohibited method

Article 2.7: Trafficking or attempted trafficking in any prohibited substance or prohibited method

Article 2.8: Administration or attempted administration to any Athlete in-competition of any prohibited substance or prohibited method, or administration or attempted administration to any Athlete out-of-competition of any prohibited substance or any prohibited method that is prohibited out-of-competition

Article 2.9: Complicity (assisting, encouraging, aiding, abetting, conspiring, covering up or any other type of intentional complicity involving an anti-doping rule violation)

Article 2.10: Prohibited association

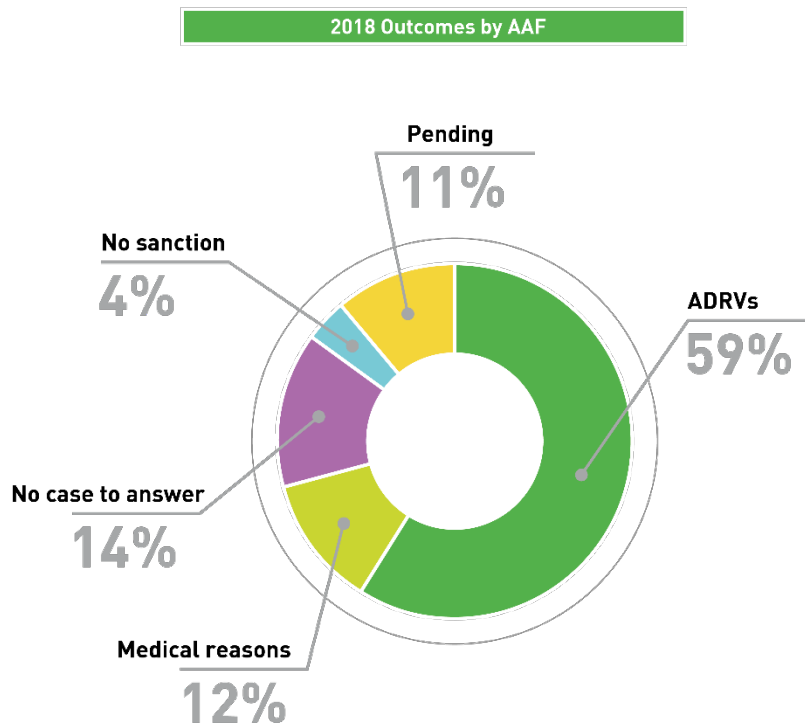
The ADRVs Report is divided as follows:

1. An **Introduction** and an **Executive Summary** which provide an overview and highlight the key observations of the 2018 ADRVs Report.
2. **Sections 1 and 2** present the results management outcomes (including ADRVs) of all AAFs detected by WADA-accredited Laboratories for samples collected from Athletes in- and out-of-competition in 2018. They are presented by sport, discipline (Section 1) and testing authority (Section 2).
3. **Section 3** includes ADRVs that resulted from Non-Analytical findings committed by Athletes (presented by sport and nationality) and by Athlete Support Personnel (presented by nationality).
4. **Section 4** indicates the total number of ADRVs from Athletes in 2018, which includes AAFs that resulted in an ADRV and all Non-Analytical ADRVs. The data is presented by sport and nationality. The information is further divided into:
 - Sample type (urine or blood),
 - Type of test (in- or out-of-competition); and,
 - Athlete gender.

Executive Summary of the 2018 ADRVs Report

1. A total of 263,519 samples were collected by ADOs in 2018, subsequently analyzed by WADA-accredited Laboratories and reported in ADAMS¹. Of these samples, 2,771 samples (1%) were reported as AAFs. Based on a compilation of the information received by WADA by 2 March 2020, of the 2,771 AAFs:

- **1,640 samples** (59%) were confirmed as ADRVs (sanctions);
- **333 samples** (12%) were dismissed because of a valid medical reason;
- **381 samples** (14%) were categorized as “no case to answer” (i.e. case closed for a valid reason other than medical reasons);
- **101 samples** (4%) resulted in “no sanction” because the Athlete was exonerated;
- **316 samples** (11%) were still pending.



2. Among the 1,640 ADRVs resulting from an AAF, the samples were collected from:

- **1,269 male** (77%) Athletes and **371 female** (23%) Athletes;
- **92 sports/disciplines**²;
- **117 nationalities**³.

¹ Not including samples that are collected by organizations in North America which are not Code Signatories and are not reported into ADAMS due to confidentiality provisions in the Laboratory service contracts.

² As reported by the WADA-accredited Laboratories in ADAMS.

³ As indicated in the decisions received by WADA.

3. Among the 2,771 AAFs:

- A total of **2,149 AAFs (77%)** were reported from **in-competition** which led to 1,277 ADRVs, and **622 AAFs (23%)** were reported as **out-of-competition** which led to 363 ADRVs;
- A total of **2,751 AAFs urine samples** were reported which resulted in 1,630 ADRVs, and **21 AAF blood samples** were reported which resulted in 10 ADRVs.

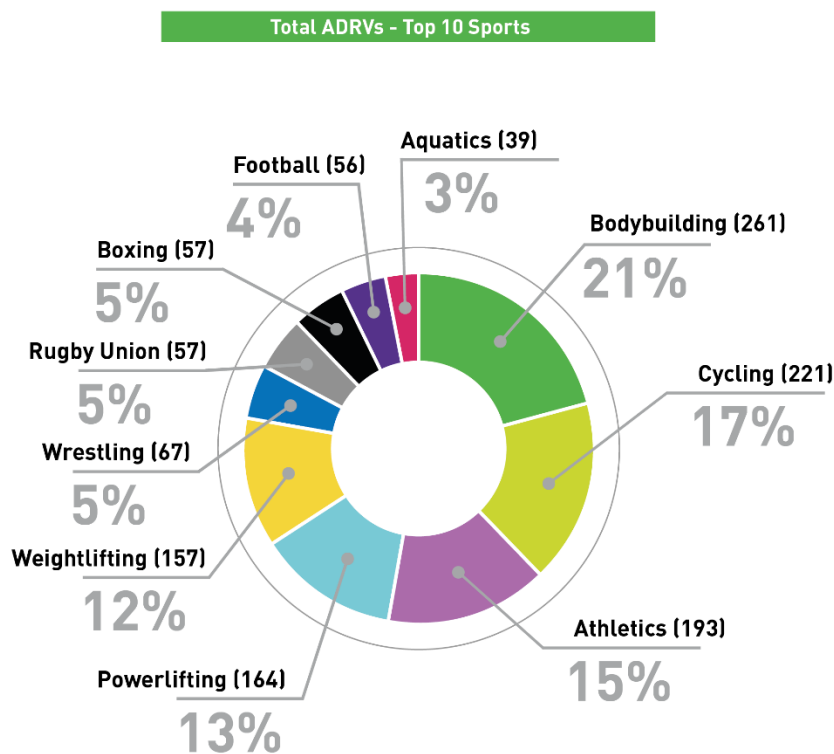
4. A total of 283 Non-Analytical ADRVs⁴ were confirmed in 2018 and involved:

- **267 Athletes** of 45 nationalities (as indicated in the decisions received by WADA) from 42 sports;
- **16 Athlete Support Personnel** of 10 nationalities (as indicated in the decisions received by WADA).

5. The total number of ADRVs (combining Analytical Findings from AAFs and Non-Analytical Findings) in 2018 are:

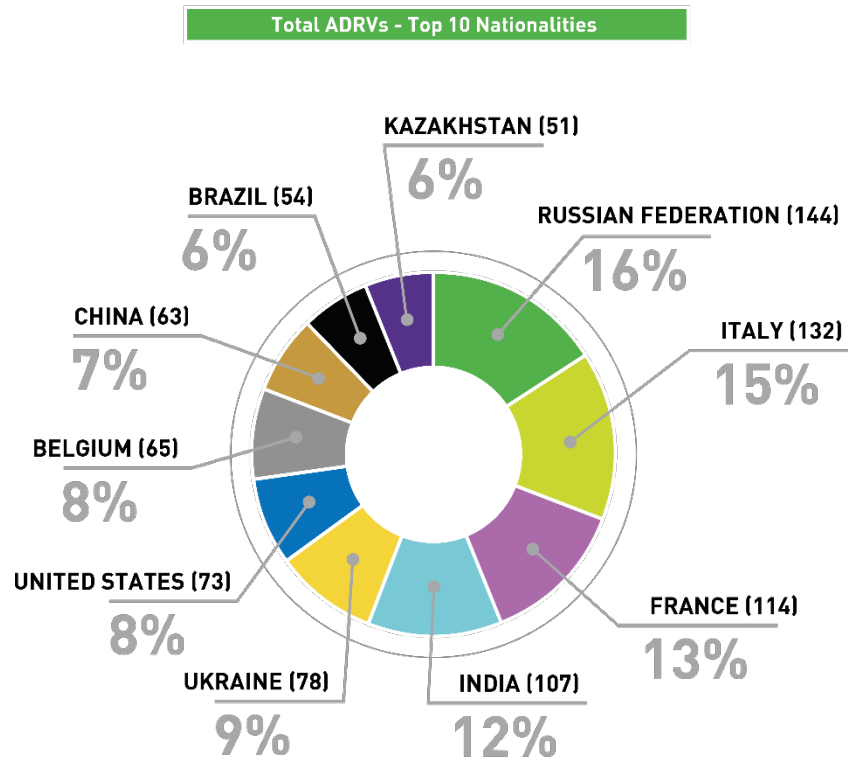
- **1,923 ADRVs** (1,906 from Athletes and 16 from Athlete Support Personnel);
- **92 sports/disciplines** (connected to the Athletes);
- **117 nationalities** (as indicated in the decisions received by WADA).

6. The sports with the highest number of ADRVs committed by Athletes:

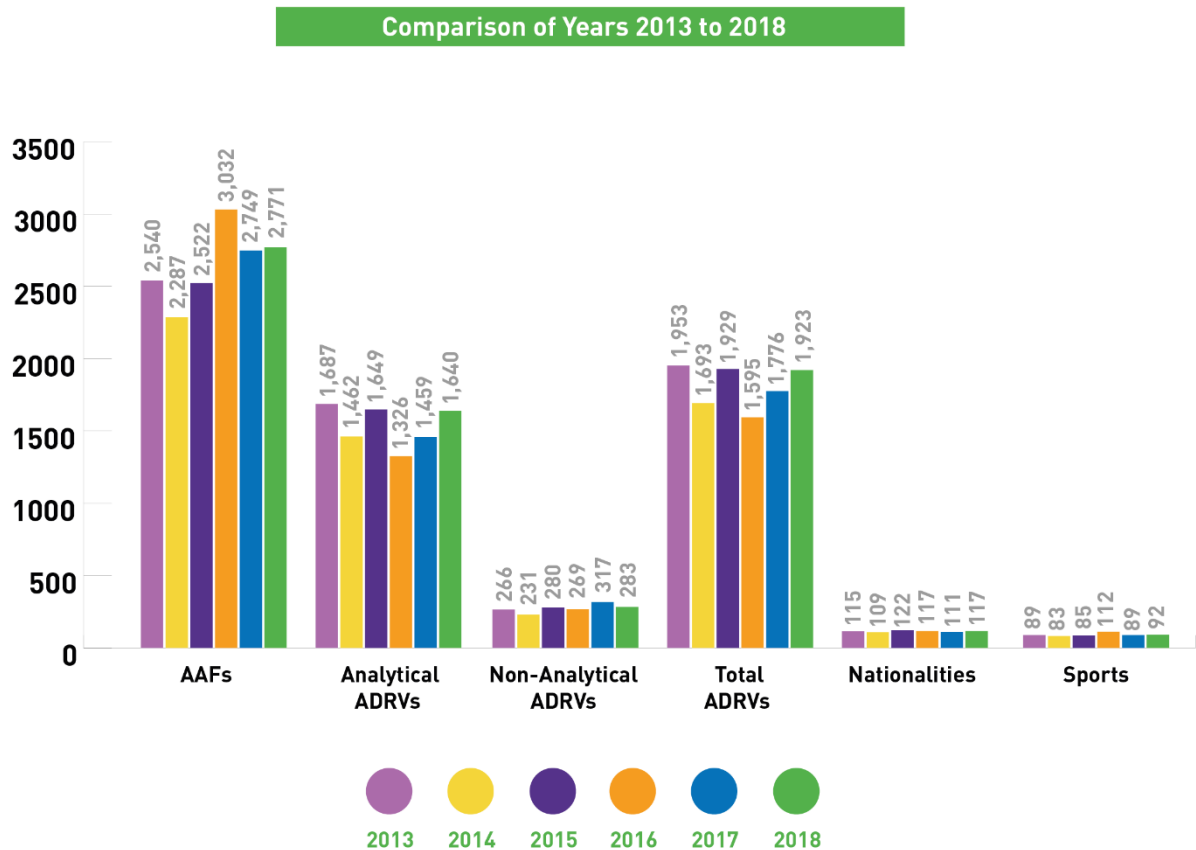


⁴ Non-analytical ADRVs in this Report refer to violations related to Articles 2.2 to 2.10 of the Code that do not involve the detection of a prohibited substance by a WADA-accredited Laboratory.

7. The Athlete nationalities with the highest number of ADRVs:



8. Comparison of Years 2013 to 2018:





Section 1

Outcomes of 2018 AAFs by Sport Category

This Report is compiled based on decisions received by WADA before 2 March 2020.

Table 1 - AAF Outcomes by Sport Category*

Sport Category	Total Samples**	Total AAFs**	Medical Reasons	No Case to Answer	No Sanction	Pending	ADRV***
ASOIF	199,602	1,575	198	180	70	172	955
AIMS	7,719	513	11	55	3	68	376
OTHER****	8,403	220	23	98	4	22	73
ARISF	13,129	194	17	23	12	32	110
IPC	5,867	85	28	9	1	8	39
AIOWF	21,072	84	23	7	10	4	40
IMPAIRED	4,721	74	29	6	1	8	30
Other-Code Signatories	3,006	26	4	3	-	2	17
Grand Total	263,519	2,771	333	381	101	316	1,640

* See page 3 for details of acronyms and terms used in the Report.

** Figures as reported in the 2018 Anti-Doping Testing Figures Report, including urine and blood samples in ADAMS but not Athlete Biological Passport (ABP) samples.

*** Based on each AAF, which may not be the same as the number of decisions rendered. A decision may refer to multiple AAFs from the same athlete.

**** Sports connected with organizations that are not included in the categories explicitly listed in this table.

Table 2 - AAF Outcomes by Sport Category - ASOIF Sports/Disciplines*

Sport	Total Samples	Total AAFs	Medical Reasons	No Case to Answer	No Sanction	Pending	ADRV
Aquatics	14,480	77	26	7	5	7	32
Diving	822	2	-	-	-	-	2
Open Water	832	3	1	-	-	-	2
Swimming	88	1	-	-	-	-	1
Swimming Long Distance 800m or greater	1,214	5	1	-	1	1	2
Swimming Middle Distance 200-400m	4,515	25	5	5	4	-	11
Swimming Sprint 100m or less	4,468	31	15	2	-	3	11
Water Polo	1,911	10	4	-	-	3	3
Archery	1,072	4	1	-	1	-	2
Archery	713	2	-	-	1	-	1
Compound	139	1	-	-	-	-	1
Recurve	217	1	1	-	-	-	-
Athletics	32,309	242	19	28	8	35	152
Athletics	186	1	-	-	1	-	-
Combined Events	1,134	4	2	-	-	-	2
Jumps	3,619	16	-	3	-	2	11
Long Distance 3000m or greater	12,290	108	14	15	4	20	55
Marathon	117	3	-	-	-	-	3
Middle Distance 800-1500m	3,352	29	1	1	-	5	22
Road Running	45	1	-	1	-	-	-
Shot-put (R)	8	1	-	-	-	-	1
Sprint 400m or less	7,131	49	1	6	2	2	38
Throws	4,134	29	1	2	1	6	19
Ultra Running	5	1	-	-	-	-	1
Badminton	2,008	1	-	-	1	-	-
Badminton	2,008	1	-	-	1	-	-
Basketball	5,736	43	9	2	1	4	27
3 on 3	198	2	-	1	-	-	1
Basketball	5,538	41	9	1	1	4	26
Boxing	4,552	70	5	6	1	10	48
AIBA WSB Boxing	62	3	1	-	-	1	1
Boxing	4,490	67	4	6	1	9	47
Canoe/Kayak	4,914	27	1	1	-	2	23
Canoe Polo	81	3	-	-	-	-	3
Canoe Slalom	972	3	-	-	-	-	3
Freestyle	44	2	-	-	-	-	2
Long Distance 1000m	1,069	5	-	-	-	-	5
Marathon	117	2	-	-	-	1	1
Middle Distance 500m	1,208	5	1	-	-	1	3
Sprint 200m	1,320	7	-	1	-	-	6
Cycling	25,391	307	42	51	7	29	178
Artistic	23	2	-	2	-	-	-
BMX	694	2	-	-	-	-	2
Cycling	297	4	-	-	1	3	-
Cyclo-Cross	1,138	9	3	2	-	-	4
Mountain Bike	3,023	48	5	8	-	3	32
Road	15,774	204	31	34	5	15	119
Track	33	1	-	1	-	-	-
Track Endurance	2,054	16	-	2	-	3	11
Track Sprint	2,214	20	3	2	1	5	9
Trials	127	1	-	-	-	-	1

* Sports/Disciplines as reported by Laboratories in ADAMS in 2018. Only sports/disciplines with AAF results are listed in the table. Therefore, the total samples for the sport may be larger than the sum of the listed disciplines.

Table 2 - AAF Outcomes by Sport Category - ASOIF Sports/Disciplines* (continued)

Sport	Total Samples	Total AAFs	Medical Reasons	No Case to Answer	No Sanction	Pending	ADRV
Equestrian	711	14	4	2	1	3	4
Dressage	117	3	2	-	1	-	-
Driving	19	1	-	-	-	-	1
Equestrian	78	1	-	1	-	-	-
Eventing	151	3	1	1	-	-	1
Jumping	261	5	1	-	-	3	1
Vaulting	49	1	-	-	-	-	1
Fencing	1,646	4	-	-	2	-	2
Epee	634	3	-	-	1	-	2
Foil	490	1	-	-	1	-	-
Field Hockey	1,887	18	1	-	12	-	5
Field Hockey	1,809	18	1	-	12	-	5
Football	38,593	125	15	27	4	27	52
Beach Football	79	2	-	-	-	2	-
Football	37,729	118	15	26	4	25	48
Futsal	785	5	-	1	-	-	4
Golf	452	5	1	1	-	-	3
Golf	452	5	1	1	-	-	3
Gymnastics	2,737	9	3	-	-	-	6
Acrobatic	154	1	-	-	-	-	1
Aerobic	121	1	-	-	-	-	1
Artistic	1,548	5	3	-	-	-	2
Rhythmic	509	2	-	-	-	-	2
Handball	3,859	40	4	1	-	3	32
Beach	172	3	-	-	-	-	3
Indoor	3,687	37	4	1	-	3	29
Judo	5,067	47	6	3	1	10	27
Judo	5,067	47	6	3	1	10	27
Modern Pentathlon	866	2	1	-	-	-	1
Modern Pentathlon	862	2	1	-	-	-	1
Rowing	4,936	28	3	2	1	2	20
Rowing	4,933	28	3	2	1	2	20
Rugby Union	8,018	61	5	7	1	4	44
Fifteens	5,684	50	4	5	1	3	37
Rugby Union	88	2	-	2	-	-	-
Sevens	2,246	9	1	-	-	1	7
Sailing	700	3	2	-	1	-	-
Sailing	530	3	2	-	1	-	-
Shooting	1,949	26	6	5	4	2	9
Pistol	359	3	-	3	-	-	-
Rifle	403	5	3	-	-	-	2
Shooting	868	15	2	2	4	2	5
Shotgun	274	3	1	-	-	-	2
Table Tennis	910	3	-	-	1	-	2
Table Tennis	910	3	-	-	1	-	2
Taekwondo	2,430	20	1	-	-	2	17
Poomsae	179	2	-	-	-	-	2
Sparring	2,117	18	1	-	-	2	15
Tennis	6,643	40	10	16	-	-	14
Tennis	6,643	40	10	16	-	-	14
Triathlon	4,244	42	8	3	6	2	23
Aquathlon	41	1	-	1	-	-	-
Duathlon	137	2	1	-	-	-	1
Long Distance	38	2	2	-	-	-	-
Triathlon	3,981	37	5	2	6	2	22
Volleyball	4,184	36	4	1	-	4	27
Beach	172	2	1	-	-	-	1
Volleyball	3,343	34	3	1	-	4	26
Weightlifting	13,544	205	15	15	7	20	148
Weightlifting	13,544	205	15	15	7	20	148
Wrestling	5,764	76	6	2	5	6	57
Freestyle	1,386	15	3	-	-	1	11
Grappling	41	1	-	-	-	-	1
Greco-Roman	1,204	21	-	-	2	2	17
Traditional Wrestling	350	14	-	-	-	-	14
Women's Freestyle	366	3	-	-	-	2	1
Wrestling	2,409	22	3	2	3	1	13
Grand Total	109,140	1,575	198	180	70	172	955

* Sports/Disciplines as reported by Laboratories in ADAMS in 2018. Only sports/disciplines with AAF results are listed in the table. Therefore, the total samples for the sport may be larger than the sum of the listed disciplines.

Table 3 - AAF Outcomes by Sport Category - AIOWF Sports/Disciplines*

Sport	Total Samples	Total AAFs	Medical Reasons	No Case to Answer	No Sanction	Pending	ADRV
Biathlon	3,133	5	4	-	-	-	1
Biathlon	3,133	5	4	-	-	-	1
Bobsleigh	1,457	11	3	2	-	-	6
Bobsleigh	1,075	8	1	2	-	-	5
Skeleton	382	3	2	-	-	-	1
Curling	390	6	3	1	-	-	2
Curling	390	6	3	1	-	-	2
Ice Hockey	4,085	34	6	1	8	3	16
Ice Hockey	4,085	34	6	1	8	3	16
Luge	577	3	3	-	-	-	-
Luge	577	3	3	-	-	-	-
Skating	4,512	10	2	1	1	-	6
Figure Skating	812	4	1	1	-	-	2
Short Track	1,168	2	-	-	-	-	2
Skating	23	1	-	-	1	-	-
Speed Skating 1500m or less	1,195	2	-	-	-	-	2
Speed Skating greater than 1500m	1,269	1	1	-	-	-	-
Skiing	6,918	15	2	2	1	1	9
Alpine	1,663	3	-	1	-	-	2
Cross-Country	2,916	7	1	-	-	1	5
Freestyle	752	2	1	-	-	-	1
Nordic Combined	499	1	-	-	-	-	1
Snowboard	665	2	-	1	1	-	-
Grand Total	21,072	84	23	7	10	4	40

Table 4 - AAF Outcomes by Sport Category - ARISF Sports/Disciplines*

Sport	Total Samples	Total AAFs	Medical Reasons	No Case to Answer	No Sanction	Pending	ADRV
Air Sports	122	5	2	-	-	1	2
Aeromodelling	22	1	1	-	-	-	-
Parachuting	29	4	1	-	-	1	2
American Football	843	48	1	15	6	10	16
American Football	843	48	1	15	6	10	16
Automobile Sports	361	11	1	1	-	-	9
Auto Cross	24	2	-	-	-	-	2
Automobile Sports	181	4	-	1	-	-	3
GT1	3	1	-	-	-	-	1
Karting	29	2	-	-	-	-	2
Rally	86	2	1	-	-	-	1
Baseball	928	14	1	6	-	5	2
Baseball	928	14	1	6	-	5	2
Billiards Sports	144	4	-	-	-	-	4
Billiards	65	2	-	-	-	-	2
Pool	42	2	-	-	-	-	2
Boules Sports	137	6	1	-	-	2	3
Lawn Bowl	88	3	-	-	-	-	3
Petanque	32	3	1	-	-	2	-
Bowling	247	1	-	-	1	-	-
Bowling	212	1	-	-	1	-	-
Bridge	86	2	-	-	-	-	2
Bridge	86	2	-	-	-	-	2
Cheer	72	2	-	-	-	1	1
Cheer	72	2	-	-	-	1	1
Cricket	1,484	6	-	1	-	2	3
Cricket	1,300	6	-	1	-	2	3
DanceSport	375	1	1	-	-	-	-
Latin	76	1	1	-	-	-	-
Floorball	382	3	1	-	-	1	1
Floorball	382	3	1	-	-	1	1
Karate	1,236	7	-	-	-	-	7
Karate	1,236	7	-	-	-	-	7
Lifesaving	340	1	1	-	-	-	-
Lifesaving	217	1	1	-	-	-	-

* Sports/Disciplines as reported by Laboratories in ADAMS in 2018. Only sports/disciplines with AAF results are listed in the table. Therefore, the total samples for the sport may be larger than the sum of the listed disciplines.

Table 4 - AAF Outcomes by Sport Category - ARISF Sports/Disciplines* (continued)

Sport	Total Samples	Total AAFs	Medical Reasons	No Case to Answer	No Sanction	Pending	ADRV
Motorcycle Racing	510	14	-	-	-	1	13
Enduro	43	1	-	-	-	1	-
Motocross	167	5	-	-	-	-	5
Motorcycle Racing	68	1	-	-	-	-	1
Road Racing	87	1	-	-	-	-	1
Speedway	52	1	-	-	-	-	1
Supercross	25	2	-	-	-	-	2
Supermoto	14	2	-	-	-	-	2
Trial	20	1	-	-	-	-	1
Mountaineering and Climbing	198	2	1	-	-	-	1
Ice Climbing	28	2	1	-	-	-	1
Muaythai	506	20	-	-	-	3	17
Muaythai	506	20	-	-	-	3	17
Orienteering	371	1	1	-	-	-	-
Mountain Bike Orienteering	43	1	1	-	-	-	-
Powerboating	120	2	-	-	-	1	1
Circuit	27	2	-	-	-	1	1
Racquetball	81	2	1	-	-	-	1
Racquetball	81	2	1	-	-	-	1
Roller Sports	806	9	3	-	1	2	3
Inline Speed Skating Distance greater than 1000m	265	4	1	-	1	1	1
Inline Speed Skating Sprint 1000m or less	177	1	1	-	-	-	-
Skateboarding	97	4	1	-	-	1	2
Ski Mountaineering	131	1	1	-	-	-	-
Ski Mountaineering	131	1	1	-	-	-	-
Softball	467	1	-	-	-	-	1
Softball	467	1	-	-	-	-	1
Sport Climbing	492	1	-	-	1	-	-
Speed	121	1	-	-	1	-	-
Squash	399	4	1	-	1	-	2
Squash	399	4	1	-	1	-	2
Surfing	208	2	-	-	-	1	1
Stand Up Paddle	45	1	-	-	-	1	-
Surfing	150	1	-	-	-	-	1
Underwater Sports	631	9	-	-	-	1	8
Apnoea (all subdisciplines)	47	1	-	-	-	-	1
Finswimming Open Water	125	4	-	-	-	1	3
Finswimming Pool	293	2	-	-	-	-	2
Spearfishing	16	1	-	-	-	-	1
Sport Diving	24	1	-	-	-	-	1
Waterskiing	198	3	-	-	1	-	2
Cable Wakeboard	21	1	-	-	-	-	1
Wakeboard Boat	62	1	-	-	-	-	1
Waterskiing	10	1	-	-	1	-	-
Wushu	469	12	-	-	1	1	10
Sanda	296	12	-	-	1	1	10
Grand Total	12,344	194	17	23	12	32	110

* Sports/Disciplines as reported by Laboratories in ADAMS in 2018. Only sports/disciplines with AAF results are listed in the table. Therefore, the total samples for the sport may be larger than the sum of the listed disciplines.

Table 5 - AAF Outcomes by Sport Category - AIMS Sports/Disciplines*

Sport	Total Samples	Total AAFs	Medical Reasons	No Case to Answer	No Sanction	Pending	ADRV
Arm Wrestling	212	22	-	-	-	5	17
Arm Wrestling	212	22	-	-	-	5	17
Bodybuilding	1,222	212	-	17	1	28	166
Bodybuilding	773	165	-	16	1	23	125
Fitness	449	47	-	1	-	5	41
Darts	72	1	-	1	-	-	-
Darts	72	1	-	1	-	-	-
Dragon Boat	107	2	-	-	-	-	2
Dragon Boat	107	2	-	-	-	-	2
Draughts	18	2	-	-	-	-	2
Draughts	18	2	-	-	-	-	2
Ju-Jitsu	266	9	1	-	-	2	6
Ju-Jitsu	266	9	1	-	-	2	6
Kickboxing	719	33	-	4	-	7	22
Full Contact	48	1	-	-	-	-	1
K1 Rules	136	4	-	-	-	1	3
Kick Light	25	1	-	-	-	-	1
Kickboxing	445	23	-	4	-	3	16
Light Contact	18	1	-	-	-	-	1
Pancrace	19	3	-	-	-	3	-
Lacrosse	35	1	1	-	-	-	-
Lacrosse	35	1	1	-	-	-	-
Powerlifting	4,069	217	9	32	2	26	148
Bench Press	205	14	-	-	-	3	11
Force Athletique	197	9	-	-	-	-	9
Powerlifting	3,667	194	9	32	2	23	128
Sambo	380	11	-	-	-	-	11
Sambo	308	11	-	-	-	-	11
Sleddog	39	1	-	-	-	-	1
Sleddog	10	1	-	-	-	-	1
Sport Fishing	41	2	-	1	-	-	1
Fresh Water Sport Fishing	13	1	-	1	-	-	-
Sport Fishing	22	1	-	-	-	-	1
Grand Total	7,180	513	11	55	3	68	376

Table 6 - AAF Outcomes by Sport Category - IPC Sports/Disciplines*

Sport	Total Samples	Grand Total	Medical Reasons	No Case to Answer	No Sanction	Pending	ADRV
Para-Alpine Skiing	404	9	1	3	-	2	3
Para-Alpine Skiing	404	9	1	3	-	2	3
Para-Athletics	2,042	28	13	3	1	2	9
Jumps	178	2	1	-	-	-	1
Long Distance 3000m and greater	230	2	2	-	-	-	-
Middle Distance 800-1500m	331	4	1	-	1	2	-
Sprint 400m or less	689	16	6	3	-	-	7
Throws	565	4	3	-	-	-	1
Para-Biathlon	300	1	-	-	-	-	1
Para-Biathlon	300	1	-	-	-	-	1
Para-Cross Country Skiing	514	2	-	1	-	-	1
Middle/Long Distance	308	1	-	-	-	-	1
Sprint/Short Distance	206	1	-	1	-	-	-
Para-Ice Hockey	270	7	1	-	-	-	6
Para-Ice Hockey	270	7	1	-	-	-	6
Para-Powerlifting	807	20	1	-	-	4	15
Para-Powerlifting	807	20	1	-	-	4	15
Para-Snowboard	147	2	2	-	-	-	-
Para-Snowboard	147	2	2	-	-	-	-
Para-Swimming	1,177	14	8	2	-	-	4
Middle Distance 200-400m	360	6	2	2	-	-	2
Sprint 100m or less	784	8	6	-	-	-	2
Shooting Para Sport	186	2	2	-	-	-	-
Shooting Para Sport	186	2	2	-	-	-	-
Grand Total	5,847	85	28	9	1	8	39

* Sports/Disciplines as reported by Laboratories in ADAMS in 2018. Only sports/disciplines with AAF results are listed in the table. Therefore, the total samples for the sport may be larger than the sum of the listed disciplines.

Table 7 - AAF Outcomes by Sport Category - Sports/Disciplines for Athletes with an Impairment

Sport	Total Samples	Grand Total	Medical Reasons	No Case to Answer	No Sanction	Pending	ADRV
Aquatics	58	1	-	-	-	1	-
CISS Swimming Sprint 100m or less	20	1	-	-	-	1	-
Archery	186	7	4	1	-	-	2
Para-Archery	186	7	4	1	-	-	2
Arm Wrestling	212	1	-	-	-	-	1
Arm Wrestling	212	1	-	-	-	-	1
Athletics	200	4	-	-	-	-	4
CISS Long Distance 3000m and greater	38	1	-	-	-	-	1
INAS Sprint 400m or less	10	1	-	-	-	-	1
INAS Throws	11	2	-	-	-	-	2
Badminton	248	4	3	-	-	-	1
Para-Badminton	244	4	3	-	-	-	1
Basketball	342	3	2	-	-	-	1
Wheelchair Basketball	326	3	2	-	-	-	1
Boccia	87	1	-	-	-	-	1
Para-Boccia	87	1	-	-	-	-	1
Canoe/Kayak	109	1	1	-	-	-	-
Para-Canoe Sprint	109	1	1	-	-	-	-
Curling	118	1	1	-	-	-	-
Wheelchair Curling	113	1	1	-	-	-	-
Cycling	817	16	8	1	-	1	6
CISS Cycling Road	1	1	-	-	-	1	-
Para-Cycling Road	533	13	8	1	-	-	4
Para-Cycling Track Endurance	112	1	-	-	-	-	1
Para-Cycling Track Sprint	145	1	-	-	-	-	1
Equestrian	46	1	1	-	-	-	-
Para-Equestrian	46	1	1	-	-	-	-
Fencing	171	2	1	-	-	-	1
Wheelchair Fencing	171	2	1	-	-	-	1
Field Hockey	12	1	1	-	-	-	-
IWAS Powerchair Hockey	12	1	1	-	-	-	-
Football	55	1	1	-	-	-	-
INAS Futsal	6	1	1	-	-	-	-
Football 5-a-Side	81	3	-	-	-	-	3
Para-Football 5-a-side	81	3	-	-	-	-	3
Football 7-a-Side	42	1	1	-	-	-	-
Para-Football 7-a-side	42	1	1	-	-	-	-
Goalball	145	2	-	1	-	-	1
Goalball	145	2	-	1	-	-	1
Handball	43	1	-	-	-	-	1
CISS Handball	37	1	-	-	-	-	1
Judo	240	4	-	1	-	2	1
Para-Judo	234	4	-	1	-	2	1
Powerlifting	41	1	-	-	-	1	-
IBSA Powerlifting	41	1	-	-	-	1	-
Rowing	145	3	3	-	-	-	-
Para-Rowing	145	3	3	-	-	-	-
Rugby Union	162	2	-	1	-	-	1
Wheelchair Rugby	162	2	-	1	-	-	1
Sailing	13	2	1	-	-	-	1
Para-Sailing	13	2	1	-	-	-	1
Showdown	2	1	-	-	-	1	-
Showdown	2	1	-	-	-	1	-
Sitting Volleyball	220	2	1	-	-	1	-
Sitting Volleyball	220	2	1	-	-	1	-
Sport Climbing	19	2	-	1	-	1	-
Para-Climbing	19	2	-	1	-	1	-
Table Tennis	261	2	-	-	1	-	1
Para-Table Tennis	253	2	-	-	1	-	1
Taekwondo	139	3	-	-	-	-	3
Para-Taekwondo-Kyorugi	121	3	-	-	-	-	3
Tennis	339	1	-	-	-	-	1
Wheelchair Tennis	328	1	-	-	-	-	1
Grand Total	4,553	74	29	6	1	8	30

* Sports/Disciplines as reported by Laboratories in ADAMS in 2018. Only sports/disciplines with AAF results are listed in the table. Therefore, the total samples for the sport may be larger than the sum of the listed disciplines.

Table 8 - AAF Outcomes by Sport Category - Other Sports - Code Signatories

Sport	Total Samples	Grand Total	Medical Reasons	No Case to Answer	No Sanction	Pending	ADRV
DanceSport	23	1	-	1	-	-	-
WDC DanceSport	23	1	-	1	-	-	-
Kettlebell Lifting	79	4	-	1	-	1	2
Kettlebell Lifting	79	4	-	1	-	1	2
Kurash	48	1	-	-	-	-	1
Kurash	48	1	-	-	-	-	1
Rugby League	1,770	10	1	1	-	1	7
Rugby League	1,770	10	1	1	-	1	7
Triathlon	910	10	3	-	-	-	7
Ironman	910	10	3	-	-	-	7
Grand Total	2,830	26	4	3	0	2	17

Table 9 - AAF Outcomes by Sport Category - Other Sports

Sport	Total Samples	Grand Total	Medical Reasons	No Case to Answer	No Sanction	Pending	ADRV
American Football	390	13	5	1	-	-	7
University	390	13	5	1	-	-	7
Athletics	206	3	-	1	-	1	1
College Cross Country	49	1	-	1	-	-	-
University Middle Distance 800-1500m	9	1	-	-	-	-	1
University Throws	19	1	-	-	-	1	-
Australian Rules Football	431	2	-	-	-	-	2
Australian Rules Football	431	2	-	-	-	-	2
Baseball	503	7	-	5	1	1	-
Professional Baseball	451	6	-	5	1	-	-
University	6	1	-	-	-	1	-
Basketball	233	3	1	2	-	-	-
Professional Basketball	185	3	1	2	-	-	-
Basque Sports	30	2	-	2	-	-	-
Giza-abere probak	1	1	-	1	-	-	-
Txinga-eroatea	2	1	-	1	-	-	-
Bodybuilding	303	48	1	14	-	4	29
CrossFit	66	9	-	-	-	1	8
IDFA Bodybuilding	1	1	1	-	-	-	-
INBA Natural Bodybuilding	117	7	-	3	-	-	4
Physique Sports	56	22	-	5	-	3	14
WNBF Natural Bodybuilding	61	9	-	6	-	-	3
Boxing	367	15	1	12	-	2	-
IBO Professional Boxing	12	3	1	2	-	-	-
Professional Boxing	230	6	-	4	-	2	-
WBA Professional Boxing	38	2	-	2	-	-	-
WBC Professional Boxing	50	3	-	3	-	-	-
WBF Professional Boxing	26	1	-	1	-	-	-
Course Camarguaise	8	1	-	-	-	-	1
Course Camarguaise	8	1	-	-	-	-	1
Football	83	1	1	-	-	-	-
University	41	1	1	-	-	-	-
Friskis & Svettis	102	1	1	-	-	-	-
Friskis & Svettis	102	1	1	-	-	-	-
Gaelic Games	149	1	1	-	-	-	-
Football	82	1	1	-	-	-	-
Horse Racing	296	7	-	-	1	6	-
Horse Racing	296	7	-	-	1	6	-
Ice Hockey	60	6	5	-	1	-	-
University	56	6	5	-	1	-	-
Jet-Ski	30	1	-	-	-	-	1
Jet-Ski	30	1	-	-	-	-	1
Jiu-Jitsu	50	5	-	-	-	1	4
Jiu-Jitsu	50	5	-	-	-	1	4
Kabaddi	240	9	1	-	-	2	6
Kabaddi	228	9	1	-	-	2	6
Longue Paume	12	6	-	-	-	-	6
Longue Paume	12	6	-	-	-	-	6

* Sports/Disciplines as reported by Laboratories in ADAMS in 2018. Only sports/disciplines with AAF results are listed in the table. Therefore, the total samples for the sport may be larger than the sum of the listed disciplines.

Table 9 - AAF Outcomes by Sport Category - Other Sports (continued)

Sport	Total Samples	Grand Total	Medical Reasons	No Case to Answer	No Sanction	Pending	ADRV
Mixed Martial Arts	2,843	63	5	50	-	4	4
Mixed Martial Arts	299	20	1	15	-	-	4
UFC BantamWeight	400	14	3	8	-	3	-
UFC Featherweight	330	2	-	2	-	-	-
UFC Flyweight	238	5	-	5	-	-	-
UFC Heavyweight	211	5	-	5	-	-	-
UFC Light Heavyweight	185	4	-	3	-	1	-
UFC Lightweight	373	4	-	4	-	-	-
UFC Middleweight	287	3	-	3	-	-	-
UFC Welterweight	324	6	1	5	-	-	-
Multifunctional Training	8	2	-	2	-	-	-
Multifunctional Training	8	2	-	2	-	-	-
Padel	19	1	-	-	-	-	1
Padel	19	1	-	-	-	-	1
Power Press	59	1	-	-	-	-	1
Power Press	59	1	-	-	-	-	1
Powerlifting	82	3	-	3	-	-	-
WDFPF Powerlifting	82	3	-	3	-	-	-
School Sports	212	5	-	-	-	-	5
Athletics Middle Distance 800-1500m	32	1	-	-	-	-	1
Athletics Sprint 400m or less	60	4	-	-	-	-	4
Strongman	5	1	-	-	-	1	-
Strongman	5	1	-	-	-	1	-
Taekwondo - AUT	10	1	-	-	-	-	1
University Sparring	10	1	-	-	-	-	1
Traditional Archery	41	3	-	2	-	-	1
Traditional Archery	41	3	-	2	-	-	1
VA'A	57	2	-	2	-	-	-
Outrigger (Sprint)	57	2	-	2	-	-	-
Volleyball	187	3	-	2	1	-	-
Professional Volleyball	149	2	-	1	1	-	-
University Volleyball	20	1	-	1	-	-	-
Wrestling	130	4	1	-	-	-	3
Military Wrestling	10	1	-	-	-	-	1
Swiss Wrestling	75	1	-	-	-	-	1
University	22	2	1	-	-	-	1
Grand Total	7,146	220	23	98	4	22	73

* Sports/Disciplines as reported by Laboratories in ADAMS in 2018. Only sports/disciplines with AAF results are listed in the table. Therefore, the total samples for the sport may be larger than the sum of the listed disciplines.



Section 2

Outcomes of 2018 AAFs by Testing Authority Category

This Report is compiled based on decisions received by WADA before 2 March 2020.

Table 1 - AAF Outcomes by TA* Category

TA Category	Total TAs	Total Samples**	Total AAFs**	Medical Reasons	No Case to Answer	No Sanction	Pending	ADRV***
National Anti-Doping Organization (NADO)	117	173,320	1,939	229	180	77	185	1,268
Other Sports Organization****	178	207,695	302	3	143	7	71	78
Member of Association of Summer Olympic International Federations (ASOIF)	28	43,495	270	61	44	15	19	131
Other Code Signatories	31	11,491	106	32	9	1	23	41
Member of Alliance of Independent recognized Members of Sport (AIMS)	21	1,378	95	2	1	-	8	84
Regional Anti-Doping Organization (RADO)	16	1,516	27	-	-	-	4	23
Member of Association of the IOC Recognized International Sports Federations (ARISF)	37	1,601	23	2	2	1	5	13
Member of Association of International Olympic Winter Sports Federations (AIOWF)	7	5,201	9	4	2	-	1	2
Grand Total	435	445,697	2,771	333	381	101	316	1,640

* The Testing Authority may have authorized a particular sample collection; however it might not be responsible for the results management process. Another organization (International Federation, National Anti-Doping Organization, or National Federation) may be the relevant Results Management Authority and therefore responsible for rendering a decision for a particular case.

** Figures as reported in 2018 Anti-Doping Testing Figures Report, including urine and blood samples in ADAMS but not ABP samples.

*** Based on each AAF, which may not be the same as the number of decisions rendered. A decision may refer to multiple AAFs from the same athlete.

**** Organizations that are not included in the categories explicitly listed in this table.

Table 2 - AAF Outcomes by TA Category - ASOIF IFs

ADAMS Code	TA Name	Total Samples	Total AAFs*	Medical Reasons	No Case to Answer	No Sanction	Pending	ADRV
UCI	International Cycling Union	9,609	66	16	15	1	10	24
IWF	International Weightlifting Federation	3,238	45	-	1	-	-	44
ITF	International Tennis Federation	5,702	36	10	16	-	-	10
IAAF - AIU	IAAF - Athletics Integrity Unit	5,620	21	4	3	-	3	11
FINA	International Swimming Federation	3,486	14	7	2	-	-	5
FIBA	International Basketball Federation	762	13	6	-	1	-	6
ITU	International Triathlon Union	1,091	11	5	-	-	1	5
FIH	International Hockey Federation	206	9	-	-	8	-	1
IJF	International Judo Federation	869	9	2	1	-	4	2
ISSF	International Shooting Sport Federation	558	8	2	3	3	-	-
World Rugby	World Rugby	2,236	7	1	2	-	-	4
UWW	United World Wrestling	1,037	6	1	-	-	-	5
WA	World Archery Federation	244	5	2	1	1	-	1
WT	World Taekwondo	901	4	-	-	-	-	4
AIBA	International Boxing Association	521	3	-	-	-	-	3
FISA	International Rowing Federation	332	3	-	-	-	-	3
BWF	Badminton World Federation	1,161	2	1	-	-	-	1
FEI	International Equestrian Federation	254	2	1	-	-	-	1
IHF	International Handball Federation	229	2	1	-	-	-	1
FIFA	International Federation of Football Associations	2,793	1	1	-	-	-	-
ICF	International Canoe Federation	366	1	-	-	-	1	-
ITTF	International Table Tennis Federation	141	1	-	-	1	-	-
WS	World Sailing	137	1	1	-	-	-	-
FIVB	International Volleyball Federation	734	-	-	-	-	-	-
FIG	International Gymnastics Federation	524	-	-	-	-	-	-
FIE	International Fencing Federation	512	-	-	-	-	-	-
UIPM	International Modern Pentathlon Union	194	-	-	-	-	-	-
IGF	International Golf Federation	38	-	-	-	-	-	-
Grand Total		43,495	270	61	44	15	19	131

Table 3 - AAF Outcomes by TA Category - AIOWF IFs

ADAMS Code	TA Name	Total Samples	Total AAFs*	Medical Reasons	No Case to Answer	No Sanction	Pending	ADRV
FIS	International Ski Federation	1,536	2	-	1	-	1	-
IBSF	International Bobsleigh and Skeleton Federation	323	2	1	-	-	-	1
IIHF	International Ice Hockey Federation	702	2	1	-	-	-	1
FIL	International Luge Federation	174	1	1	-	-	-	-
ISU	International Skating Union	973	1	-	1	-	-	-
WCF	World Curling Federation	121	1	1	-	-	-	-
IBU	International Biathlon Union	1,372	-	-	-	-	-	-
Grand Total		5,201	9	4	2	-	1	2

Table 4 - AAF Outcomes by TA Category - ARISF IFs

ADAMS Code	TA Name	Total Samples	Total AAFs*	Medical Reasons	No Case to Answer	No Sanction	Pending	ADRV
IWUF	International Wushu Federation	45	5	-	-	-	-	5
FIM	International Motorcycling Federation	190	4	-	-	-	-	4
IFSC	International Federation of Sport Climbing	156	2	-	1	1	-	-
WSF	World Squash Federation	65	2	1	-	-	-	1
CMAS	World Underwater Federation	134	1	-	-	-	-	1
FIA	International Automobile Federation	131	1	-	-	-	-	1
ICC	International Cricket Council	478	1	-	1	-	-	-
ICU	International Cheer Union	35	1	-	-	-	1	-
IFAF	International Federation of American Football	12	1	-	-	-	1	-
IFF	International Floorball Federation	99	1	-	-	-	1	-
IFMA	International Federation of Muaythai Amateur	67	1	-	-	-	1	-
UIM	International Powerboating Federation	52	1	-	-	-	1	-
WBF	World Bridge Federation	16	1	-	-	-	-	1
WDSF	World DanceSport Federation	121	1	1	-	-	-	-
Grand Total		1,601	23	2	2	1	5	13

* As reported in the 2018 Anti-Doping Testing Figures Report, including urine and blood samples in ADAMS but not ABP samples.

Table 5 - AAF Outcomes by TA Category - AIMS IFs

Row Labels	TA Name	Total Samples	Total AAFs*	Medical Reasons	No Case to Answer	No Sanction	Pending	ADRV
IFBB	International Federation of Bodybuilding and Fitness	171	39	-	1	-	2	36
IPF	International Powerlifting Federation	787	38	2	-	-	5	31
WAF	World Arm Wrestling Federation	54	8	-	-	-	1	7
FIAS	International Federation of Sambo	216	4	-	-	-	-	4
JJIF	Ju-Jitsu International Federation	55	2	-	-	-	-	2
WAKO	World Association of Kickboxing Organizations	61	2	-	-	-	-	2
IDBF	International Dragon Boat Federation	24	1	-	-	-	-	1
IFSS	International Federation of Sleddog Sports	10	1	-	-	-	-	1
Grand Total		1,378	95	2	1	-	8	84

Table 6 - AAF Outcomes by TA Category - NADOs

ADAMS Code	TA Name	Total Samples	Total AAFs*	Medical Reasons	No Case to Answer	No Sanction	Pending	ADRV
USADA	US Anti-Doping Agency	9,958	153	52	46	7	5	43
AFLD-NADO	French Anti-Doping Agency	7,669	134	19	20	4	15	76
RUSADA	Russian National Anti-Doping Organization	8,322	114	-	3	7	8	96
IND-NADO	National Anti Doping Agency -India	3,979	104	3	1	3	1	96
NADO ITALIA	Italian National Anti-Doping Agency	8,587	89	2	10	-	1	76
MEX-NADO	Mexican National Anti-Doping Committee	2,306	86	1	25	31	12	17
NADC Ukraine	National Anti-doping Center of Ukraine	1,938	72	-	1	-	9	62
ABCD	Braslian Authority on Anti-Doping Control	7,335	58	5	4	-	7	42
NADA	German National Anti-Doping Agency	14,963	52	20	5	2	5	20
CCES	Canadian Centre for Ethics in Sport	3,404	50	28	2	2	-	18
ESP-NADO	Spain National Anti-Doping Agency	4,863	49	3	2	-	10	34
ADoP	Portugal Anti-Doping Agency	2,663	48	8	3	-	6	31
KADA	Korea Anti-Doping Agency	4,192	46	1	10	3	-	32
KAZ-NADO	Kazakhstan National Anti-Doping Centre	2,253	43	-	-	-	-	43
UKAD	UK Anti-Doping	10,372	41	10	13	-	1	17
RF	Swedish Sports Confederation	3,651	40	13	2	-	11	14
TADC	Turkish Anti Doping Commission	3,700	40	-	-	-	2	38
IRI-NADO	I.R Iran National Anti-Doping Organization	795	36	3	-	-	1	32
NADOF	NADO Flanders	1,914	35	2	1	-	2	30
SAIDS	South African Institute for Drug-Free Sport	1,124	35	2	-	1	1	31
POLADA	Polish Anti-Doping Agency	3,650	34	-	3	1	1	29
CHINADA	China Anti-Doping Agency	10,243	31	2	2	10	-	17
DCAT	Doping Control Agency of Thailand	1,922	29	-	-	-	6	23
AMADA	Azerbaijan National Anti-Doping Agency	999	27	1	-	1	-	25
ASADA	Australian Sports Anti-Doping Authority	4,542	27	6	3	1	2	15
GUA-OAD	Guatemala NADO	209	24	-	5	-	1	18
BEL-CFWB	French Community of Belgium NADO	1,241	21	2	-	-	1	18
EGY-NADO	Egyptian National Anti-doping Organization	912	21	-	-	-	6	15
ADAN	Netherlands Anti-Doping Authority	2,553	20	9	3	-	-	8
CADC	Czech Anti-Doping Committee	1,487	18	-	-	-	8	10
ADNO	Anti-Doping Norway	2,376	17	5	-	-	1	11
CHI-NADO	Chilean National Anti-Doping Commission	1,519	17	2	1	-	4	10
ADAK	Anti-Doping Agency of Kenya	1,287	16	-	-	-	2	14
KSA-NADO	Saudi Arabian Antidoping Committee	969	14	1	-	-	9	4
LAT-NADO	Anti-Doping department of State Sports Medicine Centre	688	13	-	-	-	3	10
MGL-NADO	Mongolian National Anti-Doping Organization	90	13	-	-	-	-	13
HUNADO	Hungarian Anti-Doping Agency	1,589	12	3	-	-	-	9
COL-NADO	Colombian NADO	520	11	-	1	-	8	2
ESKAN	Hellenic National Council for Combatting Doping	990	11	2	-	-	2	7
ADD	Anti-Doping Denmark	1,556	10	5	-	1	-	4
SRI-NADO	Sri Lanka Anti Doping Agency	250	10	-	-	-	4	6
ARG-CNAD	Argentina National Anti-Doping Agency	1,198	9	-	1	-	-	8
BNADA	Belarus National Anti-Doping Agency	1,179	9	-	-	-	-	9
BUL-NADO	Bulgarian Anti-doping Center	699	9	-	-	1	-	8
FINCIS/FINADA	Finnish Center for Integrity in Sports/Finnish Anti-Doping Agency	2,611	9	1	-	-	-	8
JADA	Japan Anti-Doping Agency	5,865	9	1	2	1	-	5
LTU-NADO	Lithuanian Anti-Doping Agency	121	9	-	-	-	5	4
ADAMAS	Anti-Doping Agency of Malaysia	821	8	-	-	-	7	1
ADAS	Anti-Doping Agency of Serbia	574	8	-	-	-	-	8

* As reported in the 2018 Anti-Doping Testing Figures Report, including urine and blood samples in ADAMS but not ABP samples.

Table 6 - AAF Outcomes by TA Category - NADOs (continued)

ADAMS Code	TA Name	Total Samples	Total AAFs*	Medical Reasons	No Case to Answer	No Sanction	Pending	ADRV
CIPH	Croatian Institute of Public Health	600	8	-	-	-	-	8
DFSNZ	Drug Free Sport New Zealand	1,272	8	2	1	-	-	5
MLT-NADO	Anti-Doping Commission of Malta	113	8	-	-	-	1	7
NGR-NADO	Nigerian National Anti-Doping Committee	168	8	-	-	-	-	8
SADA	Slovak Anti-Doping Agency	397	8	-	1	-	-	7
ADCH	Antidoping Switzerland	2,491	7	3	-	-	-	4
NADA Austria	National Anti-Doping Agency Austria GmbH	1,869	7	2	-	-	-	5
ANAD-Romania	Romanian National Anti-Doping Agency	1,401	5	1	-	-	-	4
BiH-NADO	Agency for Anti-Doping Control of Bosnia and Herzegovina	378	5	-	-	-	-	5
CTADA	Chinese Taipei Anti-Doping Agency	569	5	-	-	-	-	5
CUB-NADO	Cuban National Anti-Doping Agency	904	5	4	-	-	-	1
CYADA	Cyprus Anti-Doping Authority	234	5	-	2	-	1	2
GEO-NADO	Georgian Anti-Doping Agency	230	4	-	-	-	-	4
ISR-NADO	Israeli NADO	141	4	-	-	-	2	2
NADO-DG Eupen	NADO-DG Eupen - Belgium	52	4	-	-	-	4	-
SI	Sport Ireland	1,231	4	2	1	-	-	1
SLOADO	Slovenian Antidoping Organization	365	4	-	-	-	-	4
ADOPak	Anti-Doping Organization of Pakistan	68	3	-	-	-	2	1
ARM-NADO	Armenian National Anti-Doping Organization	53	3	-	3	-	-	-
CMA Monaco	Monaco Anti-Doping Committee	149	3	-	-	-	2	1
EADA	Estonian Anti-Doping Agency	312	3	-	-	-	2	1
ECU-NADO	Ecuador NADO	129	3	1	-	-	1	1
FEDOMEDE	Federacion Dominicana de Medicina del Deporte	80	3	-	3	-	-	-
ISL-NADO	National Olympic and Sports Association of Iceland	126	3	1	-	-	-	2
ALG-NADO	Algerian National Anti-Doping Organization	102	2	-	-	-	-	2
BOL-NOC	Bolivia National Olympic Committee	14	2	-	-	-	-	2
BSADA	Bermuda Sport Anti-Doping Authority	85	2	-	-	-	-	2
COCOM	Common Community Commission (Brussels)	282	2	-	-	-	-	2
CONAD PERU	Peru National Anti-Doping Commission	565	2	-	-	-	1	1
JADO	Jordan Anti-doping Organization	141	2	-	-	-	-	2
NADC	National Anti-Doping Commission of Barbados	28	2	1	-	-	-	1
QADC	Qatar Antidoping Commission	170	2	-	-	-	-	2
UAE-NADO	United Arab Emirates National Anti-doping Committee	385	2	-	-	-	-	2
ADS	Anti-Doping Singapore	294	1	-	-	-	-	1
ALAD	Luxembourg NADO	196	1	-	-	-	1	-
BADC	Bahamas Anti-Doping Commission	159	1	-	-	-	1	-
ETH-NADO	Ethiopian Anti doping Organization	370	1	-	-	-	-	1
HKG-ADC	Hong Kong Anti-Doping Committee	337	1	-	-	-	-	1
MKD-NADO	National Anti-Doping Commission of Macedonia	32	1	-	-	-	-	1
NADO Belize	National Anti Doping Agency Belize	12	1	-	-	1	-	-
OADC	Oman Anti-Doping Committee	7	1	-	-	-	-	1
OADNC	Anti-Doping Organization of New Caledonia	24	1	-	-	-	-	1
URU-NADO	Uruguay Anti-Doping	137	1	-	-	-	-	1
Grand Total		173,320	1,939	229	180	77	185	1,268

Table 7 - AAF Outcomes by TA Category - RADOs

ADAMS Code	TA Name	Total Samples	Total AAFs*	Medical Reasons	No Case to Answer	No Sanction	Pending	ADRV
AFR-RADO-I	Africa Zone I RADO	615	4	-	-	-	-	4
AFR-RADO-VI	Africa Zone VI RADO	223	2	-	-	-	-	2
O-RADO	Oceania RADO	181	2	-	-	-	2	-
RADO-CAM	Central American RADO	132	6	-	-	-	1	5
W-ASIA-RADO	West Asia RADO	105	5	-	-	-	-	5
RADOCA-RADO	Central Asia RADO	99	4	-	-	-	-	4
E-EUR-RADO	Eastern Europe RADO	93	2	-	-	-	-	2
IND-OCE-RADO	Indian Ocean RADO	39	1	-	-	-	1	-
GSY-RADO	Gulf States and Yemen RADO	29	1	-	-	-	-	1
Grand Total		1,516	27	-	-	-	4	23

* As reported in the 2018 Anti-Doping Testing Figures Report, including urine and blood samples in ADAMS but not ABP samples.

Table 8 - AAF Outcomes by TA Category - Other Code Signatories

Row Labels	TA Name	Total Samples	Total AAFs*	Medical Reasons	No Case to Answer	No Sanction	Pending	ADRV
IOC	International Olympic Committee	3,656	17	7	2	1	-	7
IPC	International Paralympic Committee	1,844	29	13	3	-	3	10
OCA	Olympic Council of Asia	1,610	13	1	-	-	3	9
CGF	Commonwealth Games Federation	1,018	5	5	-	-	-	-
IRONMAN	World Triathlon Corporation	751	9	3	-	-	-	6
ODECABE	Central American and Caribbean Sports Organization	741	9	-	2	-	7	-
ODESUR	South American Sports Organization	507	2	-	-	-	1	1
ICMG	International Committee of Mediterranean Games	332	1	-	-	-	-	1
FISU	International University Sport Federation	282	2	-	-	-	2	-
CHN-SFDP	CHN-National Federations in China	196	1	-	-	-	-	1
WADA-AMA	World Anti-Doping Agency	162	8	-	-	-	4	4
CISM	International Military Sports Council	115	1	-	-	-	-	1
IBSA	International Blind Sport Association	110	3	-	-	-	3	-
IWAS	International Wheelchair and Amputee Sports Federation	70	2	2	-	-	-	-
WPV	World Paravolley	38	1	1	-	-	-	-
IUKL	International Union of Kettlebell Lifting	27	1	-	1	-	-	-
INAS	International Sports Federation for Athletes with an Intellectual Disability	24	1	-	-	-	-	1
WDC	World Dance Council	8	1	-	1	-	-	-
Grand Total		11,491	106	32	9	1	23	41

Table 9 - AAF Outcomes by TA Category - Other Sports Organizations

Row Labels	TA Name	Total Samples	Total AAFs*	Medical Reasons	No Case to Answer	No Sanction	Pending	ADRV
Grand Total		207,695	302	3	143	7	71	78

* As reported in the 2018 Anti-Doping Testing Figures Report, including urine and blood samples in ADAMS but not ABP samples.



Section 3

Report of 2018 Non-Analytical ADRVs¹

This Report is compiled based on decisions received by WADA before 2 March 2020.

¹ The Non-Analytical ADRVs in this Report refer to ADRVs related to World Anti-Doping Code (Code) article 2 other than presence of a prohibited substance and were based on decisions rendered in 2018 and received by WADA.

Table 1 - Non-Analytical ADRV Cases Committed by Athletes by Sport and Nationality*

Sport-Athlete Nationality	ADRV Cases
Aquatics	7
ROMANIA	1
UNITED STATES	6
Athletics	36
CHINA	2
ESTONIA	1
FRANCE	3
INDIA	1
ITALY	1
KENYA	1
MOLDOVA - REPUBLIC OF	1
NEW ZEALAND	1
NIGERIA	1
POLAND	1
PORTUGAL	3
RUSSIAN FEDERATION	5
SPAIN	1
TURKEY	6
UKRAINE	3
UNITED KINGDOM	2
UNITED STATES	3
Baseball	1
NETHERLANDS	1
Basketball	4
FRANCE	2
IRAQ	1
UNITED STATES	1
Biathlon	1
KAZAKHSTAN	1
Billiards	1
CROATIA	1
Bodybuilding	66
BELGIUM	15
CZECH REPUBLIC	1
FRANCE	16
IRAN - ISLAMIC REPUBLIC OF	4
ITALY	21
JORDAN	4
KENYA	1
ROMANIA	1
SOUTH AFRICA	2
TURKEY	1
Boxing	9
AZERBAIJAN	1
BELGIUM	3
FRANCE	3
MALTA	1
ROMANIA	1

Sport-Athlete Nationality	ADRV Cases
Canoe/Kayak	2
PORTUGAL	1
UKRAINE	1
Cricket	1
UNITED KINGDOM	1
Cycling	37
AUSTRALIA	4
COLOMBIA	1
FRANCE	3
GERMANY	1
IRAN - ISLAMIC REPUBLIC OF	1
ITALY	11
KAZAKHSTAN	1
NETHERLANDS	1
PORTUGAL	3
SLOVENIA	1
SOUTH AFRICA	1
SPAIN	1
SWITZERLAND	1
UNITED KINGDOM	1
UNITED STATES	5
URUGUAY	1
Fencing	2
FRANCE	2
Floorball	1
AUSTRALIA	1
Football	4
AUSTRALIA	1
FRANCE	2
NEW ZEALAND	1
Golf	1
BELGIUM	1
Gymnastics	2
ROMANIA	1
UNITED STATES	1
Handball	1
CROATIA	1
Ice Hockey	5
CANADA	2
RUSSIAN FEDERATION	1
SWEDEN	1
UNITED STATES	1
Jiu-Jitsu	1
FRANCE	1
Judo	2
MOROCCO	1
UNITED STATES	1

Table 1 - Non-Analytical ADRV Cases Committed by Athletes by Sport and Nationality*
(continued)

Sport-Athlete Nationality	ADRV Cases
Kickboxing	1
BELGIUM	1
Mixed Martial Arts	3
MOLDOVA - REPUBLIC OF	1
UNITED STATES	2
Motorcycle Racing	1
SWITZERLAND	1
Mountaineering and Climbing	1
ITALY	1
Muaythai	2
FRANCE	1
NEW ZEALAND	1
Para-Powerlifting	1
UNITED ARAB EMIRATES	1
Powerlifting	16
CROATIA	1
FRANCE	1
INDIA	1
NORWAY	1
POLAND	1
RUSSIAN FEDERATION	11
Roller Sports	1
PORTUGAL	1
Rowing	1
AZERBAIJAN	1
Rugby League	12
AUSTRALIA	1
FRANCE	1
ITALY	1
NEW ZEALAND	9
Rugby Union	12
FRANCE	2
NEW CALEDONIA	1
NEW ZEALAND	9

Sport-Athlete Nationality	ADRV Cases
Sailing	1
PORTUGAL	1
Skating	3
CHINA	1
KOREA - REPUBLIC OF	1
NETHERLANDS	1
Skiing	6
CHINA	1
ITALY	2
RUSSIAN FEDERATION	2
SWITZERLAND	1
Squash	1
FRANCE	1
Taekwondo	1
CHINESE TAIPEI	1
Tennis	1
FRANCE	1
Triathlon	1
UNITED STATES	1
Underwater Sports	1
KOREA - REPUBLIC OF	1
Waterskiing	1
MEXICO	1
Weightlifting	9
AZERBAIJAN	2
CHINA	1
ROMANIA	1
RUSSIAN FEDERATION	3
UNITED STATES	2
Wrestling	7
KAZAKHSTAN	1
KYRGYZSTAN	2
RUSSIAN FEDERATION	3
SPAIN	1
Grand Total	267

Table 2 - Non-Analytical ADRV Cases Committed by Athletes by Nationality* and Sport

Athlete Nationality-Sport	ADRV Cases
AUSTRALIA	7
Cycling	4
Floorball	1
Football	1
Rugby League	1
AZERBAIJAN	4
Boxing	1
Rowing	1
Weightlifting	2
BELGIUM	20
Bodybuilding	15
Boxing	3
Golf	1
Kickboxing	1
CANADA	2
Ice Hockey	2
CHINA	5
Athletics	2
Skating	1
Skiing	1
Weightlifting	1
CHINESE TAIPEI	1
Taekwondo	1
COLOMBIA	1
Cycling	1
CROATIA	3
Billiards	1
Handball	1
Powerlifting	1
CZECH REPUBLIC	1
Bodybuilding	1
ESTONIA	1
Athletics	1
FRANCE	39
Athletics	3
Basketball	2
Bodybuilding	16
Boxing	3
Cycling	3
Fencing	2
Football	2
Jiu-Jitsu	1
Muaythai	1
Powerlifting	1
Rugby League	1
Rugby Union	2
Squash	1
Tennis	1

Athlete Nationality-Sport	ADRV Cases
GERMANY	1
Cycling	1
INDIA	2
Athletics	1
Powerlifting	1
IRAN - ISLAMIC REPUBLIC OF	5
Bodybuilding	4
Cycling	1
IRAQ	1
Basketball	1
ITALY	37
Athletics	1
Bodybuilding	21
Cycling	11
Mountaineering and Climbing	1
Rugby League	1
Skiing	2
JORDAN	4
Bodybuilding	4
KAZAKHSTAN	3
Biathlon	1
Cycling	1
Wrestling	1
KENYA	2
Athletics	1
Bodybuilding	1
KOREA - REPUBLIC OF	2
Skating	1
Underwater Sports	1
KYRGYZSTAN	2
Wrestling	2
MALTA	1
Boxing	1
MEXICO	1
Water Skiing	1
MOLDOVA - REPUBLIC OF	2
Athletics	1
Mixed Martial Arts	1
MOROCCO	1
Judo	1
NETHERLANDS	3
Baseball	1
Cycling	1
Skating	1
NEW CALEDONIA	1
Rugby Union	1

* As indicated in the decisions received by WADA.

Table 2 - Non-Analytical ADRV Cases Committed by Athletes by Nationality* and Sport (continued)

Athlete Nationality-Sport	ADRV Cases
NEW ZEALAND	21
Athletics	1
Football	1
Muaythai	1
Rugby League	9
Rugby Union	9
NIGERIA	1
Athletics	1
NORWAY	1
Powerlifting	1
POLAND	2
Athletics	1
Powerlifting	1
PORTUGAL	9
Athletics	3
Canoe/Kayak	1
Cycling	3
Roller Sports	1
Sailing	1
ROMANIA	5
Aquatics	1
Bodybuilding	1
Boxing	1
Gymnastics	1
Weightlifting	1
RUSSIAN FEDERATION	25
Athletics	5
Ice Hockey	1
Powerlifting	11
Skiing	2
Weightlifting	3
Wrestling	3
SLOVENIA	1
Cycling	1
SOUTH AFRICA	3
Bodybuilding	2
Cycling	1

Athlete Nationality-Sport	ADRV Cases
SPAIN	3
Athletics	1
Cycling	1
Wrestling	1
SWEDEN	1
Ice Hockey	1
SWITZERLAND	3
Cycling	1
Motorcycling	1
Skiing	1
TURKEY	7
Athletics	6
Bodybuilding	1
UKRAINE	4
Athletics	3
Canoe/Kayak	1
UNITED ARAB EMIRATES	1
Para-Powerlifting	1
UNITED KINGDOM	4
Athletics	2
Cricket	1
Cycling	1
UNITED STATES	23
Aquatics	6
Athletics	3
Basketball	1
Cycling	5
Gymnastics	1
Ice Hockey	1
Judo	1
Mixed Martial Arts	2
Triathlon	1
Weightlifting	2
URUGUAY	1
Cycling	1
Grand Total	267

* As indicated in the decisions received by WADA.

Table 3 - Non-Analytical ADRV Cases Committed by Athlete Support Personnel by Nationality*

Nationality	Athlete Support Personnel
CHINA	5
ITALY	1
JORDAN	1
KENYA	1
MEXICO	1
NEW ZEALAND	3
PERU	1
ROMANIA	1
UNITED ARAB EMIRATES	1
UNITED STATES	1
Grand Total	16

** As indicated in the decisions received by WADA.*

Table 4 - Non-Analytical ADRVs by Type of Violation - Athletes and Athlete Support Personnel (ASP)

Type of Violations according to Code Articles*	Occurences**	Occurences**
	-Athletes	-ASP
Article 2.2 - Use or attempted use***	78	2
Article 2.3 - Refusing, failing without compelling justification or evading	150	-
Article 2.4 - Whereabouts violations****	30	-
Article 2.5 - Tampering or attempted tampering	12	2
Article 2.6 - Possession	50	1
Article 2.7 - Trafficking or attempted trafficking	9	1
Article 2.8 - Administration, attempted administration or assisting, encouraging, aiding, abetting, covering up, etc.	3	4
Article 2.9 - Complicity	6	10
Article 2.10 - Prohibited Association	-	-
Grand Total	338	20

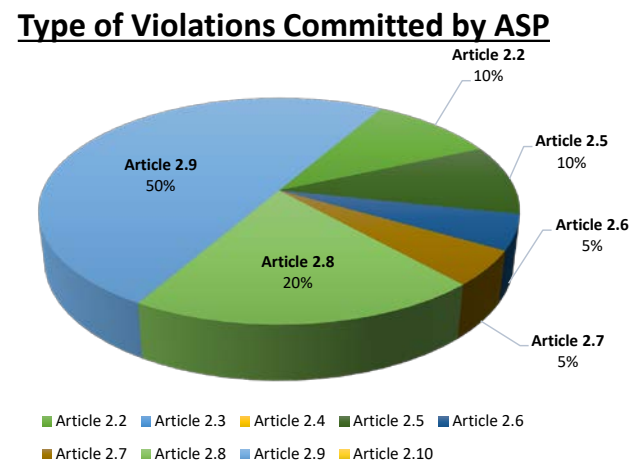
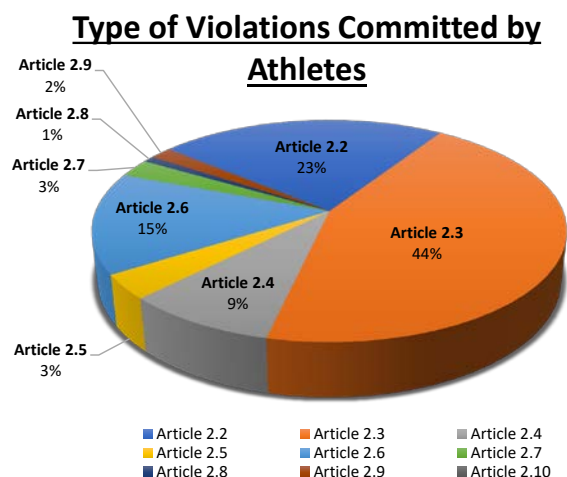
* The following decisions were rendered in 2018 but were not included in this table:

27 cases in relation to Articles 10.12.1 and 10.12.3 of the 2015 World Anti-Doping Code - Violation of the prohibition against participation during ineligibility.

** Cases that are classified under multiple Code article violations are calculated as single occurrences for each type of violation. Therefore, the number of total occurrences is larger than that of non-analytical ADRV cases listed in Table 1, Table 2 and Table 3 of this section.

*** Including **11 ADRVs** that were a direct result of the Athlete Biological Passport (ABP).

**** Three missed tests and/or filing failures within 12 months in line with Article 2.4 of the 2015 World-Anti Doping Code.





Section 4

Report of 2018 Total Analytical¹ and Non-Analytical² ADRVs

This Report is compiled based on decisions received by WADA before 2 March 2020.

¹ The Analytical ADRVs in this Report refer to violations of World Anti-Doping Code (Code) Article 2.1 (Presence of a Prohibited Substance or its metabolites or markers in an athlete's sample) as the results of AAFs (otherwise known as positive results) related to a urine and/or blood sample collected from an athlete in 2018, analyzed by WADA-accredited Laboratories and reported in ADAMS.

² The Non-Analytical ADRVs in this Report refer to ADRVs related to Code Article 2 other than Presence of a Prohibited Substance and based on decisions rendered in 2018 and received by WADA.

Table 1 - Total ADRVs* from Athletes by Sport Category**

Ranking by Total ADRVs	Sport Category	Urine				Blood		Total	Total	Total
		Out-of-Competition		In-Competition		Out-of-Competition	In-Competition	Analytical	Non-Analytical	ADRVs
		M	F	M	F	M	M***	ADRVs	ADRVs	ADRVs
1	ASOIF	152	68	548	179	2	6	955	139	1,094
2	AIMS	70	21	237	48	-	-	376	84	460
3	ARISF	9	-	92	9	-	-	110	12	122
4	Other****	8	4	51	10	-	-	73	3	76
5	AIOWF	5	2	25	8	-	-	40	15	55
6	IPC	6	5	17	11	-	-	39	1	40
7	Sports for Athletes with an Impairment	4	-	22	4	-	-	30	-	30
8	Other Code Signatories	4	1	9	1	2	-	17	12	29
Grand Total		258	101	1,001	270	4	6	1,640	266	1,906

* Based on each AAF or violation, which may not be the same as the number of decisions rendered. A decision may refer to multiple AAFs or non-analytical violations from the same athlete.

** The 16 non-analytical ADRVs from Athlete Support Personnel are not included in the tables of this section.

*** No ADRV from female athletes following in-competition and out-of-competition blood collection.

**** Sports connected with organizations that are not included in the categories explicitly listed in this table.

Table 2 - Total ADRVs from Athletes - ASOIF Sports by Nationality*

Ranking by Total ADRVs	Sport - Nationality	Urine				Blood		Total	Total	Total
		Out-of-Competition		In-Competition		Out-of-Competition	In-Competition	Analytical	Non-Analytical	ADRVs
		M	F	M	F	M	M	ADRVs	ADRVs	ADRVs
8	Aquatics	6	4	15	7	-	-	32	7	39
	BELARUS	-	-	2	1	-	-	3	-	3
	BELGIUM	-	-	1	-	-	-	1	-	1
	BRAZIL	1	-	-	-	-	-	1	-	1
	CROATIA	-	-	-	1	-	-	1	-	1
	CZECH REPUBLIC	-	-	2	1	-	-	3	-	3
	EGYPT	-	-	3	1	-	-	4	-	4
	ITALY	-	-	1	-	-	-	1	-	1
	JAPAN	1	-	1	-	-	-	2	-	2
	KAZAKHSTAN	1	-	1	-	-	-	2	-	2
	PORTUGAL	-	-	1	-	-	-	1	-	1
	RUSSIAN FEDERATION	-	1	1	2	-	-	4	-	4
	SPAIN	-	-	1	-	-	-	1	-	1
	UKRAINE	-	2	1	1	-	-	4	1	1
	UNITED STATES	3	1	-	-	-	-	4	6	10
25	Archery	-	-	1	1	-	-	2	-	2
	PORTUGAL	-	-	-	1	-	-	1	-	1
	UNITED STATES	-	-	1	-	-	-	1	-	1
2	Athletics	15	13	65	59	-	-	152	36	188
	ALGERIA	-	-	1	-	-	-	1	-	1
	AZERBAIJAN	-	-	1	-	-	-	1	-	1
	BAHRAIN	-	1	-	1	-	-	2	-	2
	BELGIUM	-	-	1	1	-	-	2	-	2
	BOLIVIA	-	-	2	1	-	-	3	-	3
	BOTSWANA	-	-	1	-	-	-	1	-	1
	BRAZIL	-	-	1	1	-	-	2	-	2
	BULGARIA	-	-	-	2	-	-	2	-	2
	CHILE	-	1	-	-	-	-	1	-	1
	CHINA	1	2	7	8	-	-	18	2	20
	CHINESE TAIPEI	-	-	1	-	-	-	1	-	1
	EGYPT	-	-	-	1	-	-	1	-	1
	ETHIOPIA	-	-	-	2	-	-	2	-	2
	ESTONIA	-	-	-	-	-	-	-	1	1

* As indicated in the decisions received by WADA.

Table 2 - Total ADRVs from Athletes - ASOIF Sports by Nationality* (continued)

Ranking by Total ADRVs	Sport - Nationality	Urine				Blood		Total	Total	Total ADRVs
		Out-of-Competition		In-Competition		Out-of-Competition	In-Competition	Analytical	Non-Analytical	
		M	F	M	F	M	M	ADRVs	ADRVs	
	FRANCE	1	-	1	3	-	-	5	3	8
	HUNGARY	-	-	1	1	-	-	2	-	2
	INDIA	2	1	7	5	-	-	15	1	16
	IRAN - ISLAMIC REPUBLIC OF	-	-	2	2	-	-	4	-	4
	IRAQ	1	-	-	-	-	-	1	-	1
	ITALY	-	-	4	3	-	-	7	1	8
	JAPAN	-	-	1	-	-	-	1	-	1
	KAZAKHSTAN	-	1	3	2	-	-	6	-	6
	KENYA	2	1	7	10	-	-	20	1	21
	KOREA - DEMOCRATIC PEOPLE'S REPU.	-	-	-	1	-	-	1	-	1
	KYRGYZSTAN	1	-	-	-	-	-	1	-	1
	MEXICO	-	1	-	-	-	-	1	-	1
	MOLDOVA - REPUBLIC OF	-	-	-	-	-	-	-	1	1
	MOROCCO	-	1	2	-	-	-	3	-	3
	NEW ZEALAND	-	-	-	-	-	-	-	1	1
	NIGERIA	-	-	1	2	-	-	3	1	4
	PERU	-	-	1	-	-	-	1	-	1
	POLAND	-	-	-	-	-	-	-	1	1
	PORTUGAL	-	-	-	-	-	-	-	3	3
	QATAR	-	-	1	-	-	-	1	-	1
	ROMANIA	-	-	1	-	-	-	1	-	1
	RUSSIAN FEDERATION	1	4	8	4	-	-	17	5	22
	SINGAPORE	-	-	-	1	-	-	1	-	1
	SLOVENIA	2	-	-	-	-	-	2	-	2
	SOUTH AFRICA	1	-	5	-	-	-	6	-	6
	SPAIN	-	-	2	-	-	-	2	1	3
	SRI LANKA	-	-	-	1	-	-	1	-	1
	SURINAME	-	-	-	1	-	-	1	-	1
	TURKEY	-	-	1	1	-	-	2	6	8
	UKRAINE	2	-	2	4	-	-	8	3	11
	UNITED KINGDOM	-	-	-	-	-	-	-	2	2
	UNITED STATES	1	-	-	1	-	-	2	3	5
10	Basketball	5	-	20	2	-	-	27	4	31
	ARGENTINA	-	-	1	-	-	-	1	-	1
	BOSNIA AND HERZEGOVINA	-	-	3	-	-	-	3	-	3
	BRAZIL	-	-	4	-	-	-	4	-	4
	CROATIA	1	-	-	-	-	-	1	-	1
	CZECH REPUBLIC	-	-	1	-	-	-	1	-	1
	FRANCE	-	-	-	-	-	-	-	2	2
	GERMANY	-	-	1	-	-	-	1	-	1
	GREECE	2	-	-	-	-	-	2	-	2
	ICELAND	1	-	-	-	-	-	1	-	1
	INDIA	-	-	1	-	-	-	1	-	1
	IRAN - ISLAMIC REPUBLIC OF	-	-	1	-	-	-	1	-	1
	IRAQ	-	-	-	-	-	-	-	1	1
	ISRAEL	-	-	1	-	-	-	1	-	1
	ITALY	-	-	3	-	-	-	3	-	3
	NETHERLANDS	-	-	1	-	-	-	1	-	1
	NIGERIA	-	-	1	1	-	-	2	-	2
	PHILIPPINES	-	-	1	-	-	-	1	-	1
	RUSSIAN FEDERATION	1	-	-	-	-	-	1	-	1
	UKRAINE	-	-	-	1	-	-	1	-	1
	UNITED STATES	-	-	1	-	-	-	1	1	2

* As indicated in the decisions received by WADA.

Table 2 - Total ADRVs from Athletes - ASOIF Sports by Nationality* (continued)

Ranking by Total ADRVs	Sport - Nationality	Urine				Blood		Total Analytical ADRVs	Total Non-Analytical ADRVs	Total ADRVs
		Out-of-Competition		In-Competition		Out-of-Competition	In-Competition			
		M	F	M	F	M	M			
6	Boxing	9	1	33	5	-	-	48	9	57
	AFGHANISTAN	-	-	1	-	-	-	1	-	1
	AUSTRIA	-	-	-	1	-	-	1	-	1
	AZERBAIJAN	1	-	4	-	-	-	5	1	6
	BELGIUM	-	-	2	-	-	-	2	3	5
	BULGARIA	-	-	1	-	-	-	1	-	1
	CHILE	-	-	1	-	-	-	1	-	1
	CHINA	-	-	1	3	-	-	4	-	4
	CROATIA	-	-	1	-	-	-	1	-	1
	DENMARK	2	-	-	-	-	-	2	-	2
	FRANCE	2	-	-	-	-	-	2	3	5
	GERMANY	-	-	2	-	-	-	2	-	2
	INDIA	-	-	4	-	-	-	4	-	4
	IRELAND	-	-	1	-	-	-	1	-	1
	ITALY	-	-	-	1	-	-	1	-	1
	KAZAKHSTAN	-	1	-	-	-	-	1	-	1
	KENYA	-	-	1	-	-	-	1	-	1
	MALTA	-	-	3	-	-	-	3	1	4
	MEXICO	-	-	1	-	-	-	1	-	1
	MOLDOVA - REPUBLIC OF	-	-	1	-	-	-	1	-	1
	NORWAY	1	-	-	-	-	-	1	-	1
	ROMANIA	-	-	-	-	-	-	-	1	1
	RUSSIAN FEDERATION	-	-	2	-	-	-	2	-	2
	SERBIA	-	-	1	-	-	-	1	-	1
	SPAIN	-	-	1	-	-	-	1	-	1
	SWEDEN	-	-	1	-	-	-	1	-	1
	TURKEY	-	-	1	-	-	-	1	-	1
	UKRAINE	2	-	1	-	-	-	3	-	3
	UNITED KINGDOM	-	-	2	-	-	-	2	-	2
	UZBEKISTAN	1	-	-	-	-	-	1	-	1
13	Canoe/Kayak	5	5	12	1	-	-	23	2	25
	BELARUS	1	-	-	-	-	-	1	-	1
	BRAZIL	2	-	-	-	-	-	2	-	2
	CHILE	-	1	-	-	-	-	1	-	1
	CHINA	-	2	3	-	-	-	5	-	5
	HUNGARY	1	-	-	-	-	-	1	-	1
	INDIA	-	-	3	-	-	-	3	-	3
	IRAN - ISLAMIC REPUBLIC OF	1	-	3	1	-	-	5	-	5
	KAZAKHSTAN	-	1	-	-	-	-	1	-	1
	KOREA - REPUBLIC OF	-	-	1	-	-	-	1	-	1
	PORTUGAL	-	-	-	-	-	-	-	1	1
	SOUTH AFRICA	-	-	1	-	-	-	1	-	1
	SPAIN	-	-	1	-	-	-	1	-	1
	UKRAINE	-	-	-	-	-	-	-	1	1
	UZBEKISTAN	-	1	-	-	-	-	1	-	1
1	Cycling	15	3	133	19	2	6	178	37	215
	ARGENTINA	1	-	6	-	-	1	8	-	8
	AUSTRALIA	-	1	1	-	-	-	2	4	6
	AZERBAIJAN	-	-	2	-	-	-	2	-	2
	BELGIUM	-	-	6	-	-	-	6	-	6
	BRAZIL	-	-	2	2	-	-	4	-	4
	CHILE	-	-	1	-	-	-	1	-	1
	CHINA	-	1	4	3	-	-	8	-	8
	COLOMBIA	2	-	2	2	-	-	6	1	7
	COSTA RICA	-	-	5	-	-	1	6	-	6
	CUBA	-	-	3	-	-	-	3	-	3
	DENMARK	-	-	2	-	-	-	2	-	2
	FRANCE	-	-	11	-	-	1	12	3	15
	GEORGIA	-	-	2	-	-	-	2	-	2
	GERMANY	1	-	3	-	-	-	4	1	5

* As indicated in the decisions received by WADA.

Table 2 - Total ADRVs from Athletes - ASOIF Sports by Nationality* (continued)

Ranking by Total ADRVs	Sport - Nationality	Urine				Blood		Total	Total	Total
		Out-of-Competition		In-Competition		Out-of-Competition	In-Competition	Analytical	Non-Analytical	ADRVs
		M	F	M	F	M	M	ADRVs	ADRVs	ADRVs
	GUATEMALA	-	-	2	-	-	-	2	-	2
	INDIA	-	-	2	1	-	-	3	-	3
	INDONESIA	-	-	1	-	-	-	1	-	1
	IRAN - ISLAMIC REPUBLIC OF	-	-	1	1	-	-	2	1	3
	ITALY	4	-	23	2	2	-	31	11	42
	JAPAN	-	-	2	-	-	-	2	-	2
	KAZAKHSTAN	1	-	-	-	-	-	1	1	2
	KOREA - REPUBLIC OF	-	-	1	-	-	-	1	-	1
	LITHUANIA	-	-	1	-	-	-	1	-	1
	MEXICO	1	-	-	-	-	-	1	-	1
	NAMIBIA	-	-	1	-	-	-	1	-	1
	NETHERLANDS	-	-	1	-	-	1	2	1	3
	NEW ZEALAND	-	-	1	-	-	-	1	-	1
	NIGERIA	-	-	-	1	-	-	1	-	1
	POLAND	-	-	1	-	-	-	1	-	1
	PORTUGAL	1	-	12	1	-	-	14	3	17
	ROMANIA	-	-	1	-	-	-	1	-	1
	RUSSIAN FEDERATION	-	-	2	3	-	-	5	-	5
	SLOVENIA	1	-	1	-	-	-	2	1	3
	SOUTH AFRICA	-	-	1	-	-	-	1	1	2
	SPAIN	1	-	11	1	-	1	14	1	15
	SRI LANKA	-	-	-	1	-	-	1	-	1
	SWITZERLAND	-	-	1	-	-	-	1	1	2
	TURKEY	-	-	1	-	-	-	1	-	1
	UKRAINE	2	1	4	-	-	-	7	-	7
	UNITED KINGDOM	-	-	-	-	-	-	-	1	1
	UNITED STATES	-	-	11	1	-	-	12	5	17
	URUGUAY	-	-	1	-	-	1	2	1	3
21	Equestrian	-	-	4	-	-	-	4	-	4
	BRAZIL	-	-	1	-	-	-	1	-	1
	HUNGARY	-	-	1	-	-	-	1	-	1
	ITALY	-	-	2	-	-	-	2	-	2
23	Fencing	-	1	1	-	-	-	2	2	4
	FRANCE	-	-	-	-	-	-	-	2	-
	HONG KONG	-	1	-	-	-	-	1	-	1
	SPAIN	-	-	1	-	-	-	1	-	1
20	Field Hockey	1	-	3	1	-	-	5	-	5
	CHINA	-	-	-	1	-	-	1	-	1
	DENMARK	-	-	1	-	-	-	1	-	1
	INDIA	1	-	1	-	-	-	2	-	2
	UKRAINE	-	-	1	-	-	-	1	-	1
5	Football	7	1	42	2	-	-	52	4	56
	AUSTRALIA	-	-	-	-	-	-	-	1	1
	BAHRAIN	1	-	-	-	-	-	1	-	1
	BELGIUM	-	-	1	-	-	-	1	-	1
	BRAZIL	-	-	10	-	-	-	10	-	10
	CHILE	-	-	2	-	-	-	2	-	2
	CYPRUS	-	-	1	-	-	-	1	-	1
	FRANCE	-	-	-	-	-	-	-	1	1
	GREECE	-	-	3	-	-	-	3	-	3
	GUATEMALA	-	-	3	-	-	-	3	-	3
	IRAN - ISLAMIC REPUBLIC OF	-	-	3	-	-	-	3	2	5
	IRAQ	-	-	2	-	-	-	2	-	2
	ITALY	-	-	3	-	-	-	3	-	3
	MALAYSIA	-	-	1	-	-	-	1	-	1
	NETHERLANDS	-	-	1	-	-	-	1	-	1
	NEW ZEALAND	-	-	1	-	-	-	1	1	2
	NORTH MACEDONIA	1	-	-	-	-	-	1	-	1
	NORWAY	-	-	2	-	-	-	2	-	2

* As indicated in the decisions received by WADA.

Table 2 - Total ADRVs from Athletes - ASOIF Sports by Nationality* (continued)

Ranking by Total ADRVs	Sport - Nationality	Urine				Blood		Total	Total	Total
		Out-of-Competition		In-Competition		Out-of-Competition	In-Competition	Analytical	Non-Analytical	ADRVs
		M	F	M	F	M	M	ADRVs	ADRVs	ADRVs
	PANAMA	1	-	-	-	-	-	1	-	1
	RUSSIAN FEDERATION	-	-	1	-	-	-	1	-	1
	SAUDI ARABIA	-	-	4	-	-	-	4	1	5
	SLOVENIA	-	-	1	-	-	-	1	-	1
	SPAIN	-	-	1	-	-	-	1	-	1
	SWEDEN	-	-	1	-	-	-	1	-	1
	THAILAND	-	-	-	1	-	-	1	-	1
	TURKEY	1	-	-	-	-	-	1	-	1
	UKRAINE	2	-	-	-	-	-	2	-	2
	UNITED ARAB EMIRATES	-	-	1	-	-	-	1	-	1
	UNITED KINGDOM	1	-	-	-	-	-	1	-	1
	UNITED STATES	-	1	-	-	-	-	1	-	1
22	Golf	-	-	2	1	-	-	3	1	4
	BELGIUM	-	-	-	-	-	-	-	1	1
	INDIA	-	-	-	2	-	-	2	-	2
	RUSSIAN FEDERATION	-	-	-	1	-	-	1	-	1
19	Gymnastics	-	2	3	1	-	-	6	2	8
	BRAZIL	-	-	1	-	-	-	1	-	1
	INDIA	-	-	1	-	-	-	1	-	1
	PORTUGAL	-	-	1	-	-	-	1	-	1
	ROMANIA	-	-	-	-	-	-	-	1	1
	RUSSIAN FEDERATION	-	-	-	1	-	-	1	-	1
	UKRAINE	-	1	-	-	-	-	1	-	1
	UNITED STATES	-	1	-	-	-	-	1	1	2
9	Handball	1	2	25	4	-	-	32	1	33
	ARGENTINA	-	-	3	-	-	-	3	-	3
	BELGIUM	-	-	1	-	-	-	1	-	1
	BOSNIA AND HERZEGOVINA	-	-	1	-	-	-	1	-	1
	BRAZIL	-	2	-	-	-	-	2	-	2
	BULGARIA	-	-	3	-	-	-	3	-	3
	CHINESE TAIPEI	-	-	-	1	-	-	1	-	1
	CROATIA	-	-	1	-	-	-	1	1	2
	CYPRUS	-	-	1	-	-	-	1	-	1
	FINLAND	-	-	1	-	-	-	1	-	1
	FRANCE	1	-	2	1	-	-	4	-	4
	INDIA	-	-	3	-	-	-	3	-	3
	ITALY	-	-	1	-	-	-	1	-	1
	JAPAN	-	-	1	-	-	-	1	-	1
	LATVIA	-	-	1	1	-	-	2	-	2
	NORTH MACEDONIA - THE FORMER YUGOSLAV REPUBLIC OF	-	-	1	-	-	-	1	-	1
	POLAND	-	-	1	-	-	-	1	-	1
	PUERTO RICO	-	-	1	-	-	-	1	-	1
	SERBIA	-	-	1	-	-	-	1	-	1
	TURKEY	-	-	1	-	-	-	1	-	1
	UKRAINE	-	-	1	1	-	-	2	-	2

* As indicated in the decisions received by WADA.

Table 2 - Total ADRVs from Athletes - ASOIF Sports by Nationality* (continued)

Ranking by Total ADRVs	Sport - Nationality	Urine				Blood		Total Analytical ADRVs	Total Non-Analytical ADRVs	Total ADRVs
		Out-of-Competition		In-Competition		Out-of-Competition	In-Competition			
		M	F	M	F	M	M			
11	Judo	7	3	11	6	-	-	27	1	28
	ARGENTINA	-	-	1	-	-	-	1	-	1
	AZERBAIJAN	2	-	-	-	-	-	2	-	2
	BRAZIL	-	1	-	-	-	-	1	-	1
	BULGARIA	-	-	1	-	-	-	1	-	1
	CHILE	-	-	-	2	-	-	2	-	2
	ECUADOR	-	1	-	-	-	-	1	-	1
	FRANCE	-	-	1	-	-	-	1	-	1
	INDIA	-	1	2	-	-	-	3	-	3
	IRAN - ISLAMIC REPUBLIC OF	-	-	1	-	-	-	1	-	1
	IRAQ	1	-	-	-	-	-	1	-	1
	ITALY	1	-	-	1	-	-	2	-	2
	KAZAKHSTAN	-	-	3	-	-	-	3	-	3
	KOREA - REPUBLIC OF	-	-	1	-	-	-	1	-	1
	MALTA	-	-	1	-	-	-	1	-	1
	MOROCCO	-	-	-	-	-	-	-	1	1
	TAJIKISTAN	1	-	-	-	-	-	1	-	1
	UKRAINE	2	-	-	3	-	-	5	-	5
26	Modern Pentathlon	-	-	-	1	-	-	1	-	1
	BRAZIL	-	-	-	1	-	-	1	-	1
15	Rowing	2	-	10	8	-	-	20	1	21
	AUSTRALIA	1	-	-	-	-	-	1	-	1
	AZERBAIJAN	-	-	-	-	-	-	-	1	1
	BRAZIL	-	-	-	3	-	-	3	-	3
	BULGARIA	-	-	-	1	-	-	1	-	1
	CHINA	-	-	-	1	-	-	1	-	1
	INDIA	-	-	1	-	-	-	1	-	1
	ITALY	-	-	4	-	-	-	4	-	4
	MALTA	-	-	1	-	-	-	1	-	1
	POLAND	-	-	1	-	-	-	1	-	1
	RUSSIAN FEDERATION	-	-	1	-	-	-	1	-	1
	SOUTH AFRICA	-	-	1	-	-	-	1	-	1
	UKRAINE	1	-	1	2	-	-	4	-	4
	UNITED STATES	-	-	-	1	-	-	1	-	1
7	Rugby Union	10	1	33	-	-	-	44	12	56
	ARGENTINA	-	-	2	-	-	-	2	-	2
	AUSTRALIA	-	-	1	-	-	-	1	-	1
	FRANCE	-	-	4	-	-	-	4	2	6
	ITALY	1	-	5	-	-	-	6	-	6
	JAMAICA	1	-	-	-	-	-	1	-	1
	LATVIA	-	-	1	-	-	-	1	-	1
	NETHERLANDS	-	-	1	-	-	-	1	-	1
	NEW CALEDONIA	-	-	-	-	-	-	-	1	1
	NEW ZEALAND	1	-	-	-	-	-	1	9	10
	POLAND	-	-	2	-	-	-	2	-	2
	RUSSIAN FEDERATION	-	-	3	-	-	-	3	-	3
	SOUTH AFRICA	6	1	4	-	-	-	11	-	11
	SRI LANKA	-	-	2	-	-	-	2	-	2
	TURKEY	-	-	1	-	-	-	1	-	1
	UNITED KINGDOM	1	-	5	-	-	-	6	-	6
	UNITED STATES	-	-	1	-	-	-	1	-	1
	WALES	-	-	1	-	-	-	1	-	1

* As indicated in the decisions received by WADA.

Table 2 - Total ADRVs from Athletes - ASOIF Sports by Nationality* (continued)

Ranking by Total ADRVs	Sport - Nationality	Urine				Blood		Total Analytical ADRVs	Total Non-Analytical ADRVs	Total ADRVs
		Out-of-Competition		In-Competition		Out-of-Competition	In-Competition			
		M	F	M	F	M	M			
26	Sailing	-	-	-	-	-	-	-	1	1
	PORTUGAL	-	-	-	-	-	-	-	1	1
18	Shooting	-	-	8	1	-	-	9	-	9
	BELARUS	-	-	1	-	-	-	1	-	1
	CHINA	-	-	-	1	-	-	1	-	1
	CZECH REPUBLIC	-	-	1	-	-	-	1	-	1
	INDIA	-	-	2	-	-	-	2	-	2
	PORTUGAL	-	-	1	-	-	-	1	-	1
	RUSSIAN FEDERATION	-	-	1	-	-	-	1	-	1
	SOUTH AFRICA	-	-	2	-	-	-	2	-	2
24	Table Tennis	-	-	1	1	-	-	2	-	2
	FRANCE	-	-	1	-	-	-	1	-	1
	POLAND	-	-	-	1	-	-	1	-	1
16	Taekwondo	2	-	9	6	-	-	17	1	18
	AZERBAIJAN	-	-	4	3	-	-	7	-	7
	CHINESE TAIPEI	-	-	-	1	-	-	1	1	2
	INDIA	-	-	2	-	-	-	2	-	2
	IRAN - ISLAMIC REPUBLIC OF	1	-	-	-	-	-	1	-	1
	JORDAN	1	-	-	-	-	-	1	-	1
	KAZAKHSTAN	-	-	1	1	-	-	2	-	2
	KOREA - REPUBLIC OF	-	-	1	-	-	-	1	-	1
	MEXICO	-	-	-	1	-	-	1	-	1
	MOLDOVA - REPUBLIC OF	-	-	1	-	-	-	1	-	1
17	Tennis	8	-	4	2	-	-	14	1	15
	BRAZIL	-	-	2	-	-	-	2	-	2
	FRANCE	-	-	-	-	-	-	-	1	1
	INDIA	-	-	1	-	-	-	1	-	1
	KOREA - DEMOCRATIC PEOPLE'S REPUB	-	-	-	1	-	-	1	-	1
	MEXICO	-	-	1	1	-	-	2	-	2
	ROMANIA	4	-	-	-	-	-	4	-	4
	UNITED STATES	4	-	-	-	-	-	4	-	4
14	Triathlon	2	1	11	9	-	-	23	1	24
	AUSTRALIA	-	-	1	-	-	-	1	-	1
	BRAZIL	-	-	-	2	-	-	2	-	2
	CANADA	-	1	1	-	-	-	2	-	2
	FRANCE	-	-	3	3	-	-	6	-	6
	ITALY	1	-	2	3	-	-	6	-	6
	MEXICO	-	-	2	-	-	-	2	-	2
	SPAIN	-	-	2	-	-	-	2	-	2
	UNITED STATES	-	-	-	1	-	-	1	1	2
	UZBEKISTAN	1	-	-	-	-	-	1	-	1
12	Volleyball	6	2	15	4	-	-	27	-	27
	AZERBAIJAN	-	-	1	1	-	-	2	-	2
	BRAZIL	-	-	1	-	-	-	1	-	1
	CHINA	-	1	-	-	-	-	1	-	1
	CROATIA	-	-	1	-	-	-	1	-	1
	DOMINICAN REPUBLIC	-	-	-	1	-	-	1	-	1
	ESTONIA	1	-	-	-	-	-	1	-	1
	FRANCE	-	-	1	-	-	-	1	-	1
	INDIA	4	-	1	2	-	-	7	-	7
	IRAN - ISLAMIC REPUBLIC OF	-	-	3	-	-	-	3	-	3
	ITALY	-	-	3	-	-	-	3	-	3
	KENYA	-	1	-	-	-	-	1	-	1
	MALTA	-	-	1	-	-	-	1	-	1
	NORWAY	-	-	1	-	-	-	1	-	1
	POLAND	-	-	1	-	-	-	1	-	1
	RUSSIAN FEDERATION	-	-	1	-	-	-	1	-	1
	SWEDEN	1	-	-	-	-	-	1	-	1

* As indicated in the decisions received by WADA.

Table 2 - Total ADRVs from Athletes - ASOIF Sports by Nationality* (continued)

Ranking by Total ADRVs	Sport - Nationality	Urine				Blood		Total	Total	Total
		Out-of-Competition		In-Competition		Out-of-Competition	In-Competition	Analytical	Non-Analytical	ADRVs
		M	F	M	F	M	M	ADRVs	ADRVs	ADRVs
3	Weightlifting	34	26	52	36	-	-	148	9	157
	AFGHANISTAN	-	-	1	-	-	-	1	-	1
	ALBANIA	-	1	-	-	-	-	1	-	1
	ARMENIA	-	1	-	-	-	-	1	-	1
	AUSTRALIA	-	-	1	-	-	-	1	-	1
	AUSTRIA	-	-	2	-	-	-	2	-	2
	AZERBAIJAN	2	-	-	-	-	-	2	2	4
	BELARUS	-	-	1	2	-	-	3	-	3
	BOLIVIA	-	-	-	1	-	-	1	-	1
	BRAZIL	1	-	-	-	-	-	1	-	1
	BULGARIA	-	-	-	1	-	-	1	-	1
	CHILE	-	-	-	2	-	-	2	-	2
	COLOMBIA	2	-	-	-	-	-	2	-	2
	COSTA RICA	-	2	-	-	-	-	2	-	2
	CROATIA	-	1	-	-	-	-	1	-	1
	DENMARK	-	-	1	-	-	-	1	-	1
	ECUADOR	-	-	1	2	-	-	3	-	3
	FRANCE	-	-	-	1	-	-	1	-	1
	GEORGIA	-	-	-	1	-	-	1	-	1
	GERMANY	-	-	1	-	-	-	1	-	1
	GREECE	-	-	-	1	-	-	1	-	1
	INDIA	-	1	12	9	-	-	22	-	22
	IRAN - ISLAMIC REPUBLIC OF	1	-	5	-	-	-	6	-	6
	JORDAN	1	-	-	-	-	-	1	-	1
	KAZAKHSTAN	-	1	2	1	-	-	4	-	4
	KOREA - REPUBLIC OF	2	-	-	-	-	-	2	-	2
	LATVIA	-	-	-	1	-	-	1	-	1
	MALAYSIA	5	-	-	-	-	-	5	-	5
	MALTA	-	-	1	-	-	-	1	-	1
	MEXICO	-	-	-	1	-	-	1	-	1
	MOLDOVA - REPUBLIC OF	1	-	-	-	-	-	1	-	1
	NIGERIA	-	-	1	-	-	-	1	-	1
	POLAND	1	-	2	1	-	-	4	-	4
	ROMANIA	-	-	-	-	-	-	-	1	1
	RUSSIAN FEDERATION	3	2	5	1	-	-	11	3	14
	SERBIA	1	-	-	-	-	-	1	-	1
	SPAIN	-	-	2	1	-	-	3	-	3
	SWITZERLAND	-	-	1	-	-	-	1	-	1
	TAJKISTAN	-	-	2	-	-	-	2	-	2
	THAILAND	5	11	2	8	-	-	26	-	26
	TURKEY	2	1	1	-	-	-	4	-	4
	UGANDA	-	-	1	-	-	-	1	-	1
	UKRAINE	3	-	3	-	-	-	6	-	6
	UNITED STATES	3	1	4	2	-	-	10	2	12
	UZBEKISTAN	-	1	-	-	-	-	1	-	1
	VIET NAM	1	3	-	-	-	-	4	-	4
4	Wrestling	17	3	34	2	-	-	57	7	64
	AZERBAIJAN	-	-	5	-	-	-	5	-	5
	BULGARIA	-	-	-	1	-	-	1	-	1
	CHINA	-	1	1	-	-	-	2	-	2
	CROATIA	-	-	1	-	-	-	1	-	1
	CUBA	-	-	1	-	-	-	1	-	1
	CZECH REPUBLIC	1	-	-	-	-	-	1	-	1
	FRANCE	-	-	1	-	-	-	1	-	1
	GEORGIA	1	-	-	-	-	-	1	-	1
	INDIA	1	-	4	-	-	-	5	-	5
	IRAN - ISLAMIC REPUBLIC OF	4	-	1	-	-	-	5	-	5
	IRAQ	2	-	1	-	-	-	3	-	3
	KAZAKHSTAN	2	-	1	-	-	-	3	1	4
	KYRGYZSTAN	2	-	-	-	-	-	2	2	4

* As indicated in the decisions received by WADA.

Table 2 - Total ADRVs from Athletes - ASOIF Sports by Nationality* (continued)

Ranking by Total ADRVs	Sport - Nationality	Urine				Blood		Total	Total	Total ADRVs
		Out-of-Competition		In-Competition		Out-of-Competition	In-Competition	Analytical	Non-Analytical	
		M	F	M	F	M	M	ADRVs	ADRVs	
	LITHUANIA	-	-	1	-	-	-	1	-	1
	MONGOLIA	-	-	6	1	-	-	7	-	7
	NIGERIA	1	-	-	-	-	-	1	-	1
	POLAND	1	-	-	-	-	-	1	-	1
	ROMANIA	1	-	-	-	-	-	1	-	1
	RUSSIAN FEDERATION	-	1	3	-	-	-	4	3	7
	SWEDEN	-	-	1	-	-	-	1	-	1
	SPAIN	-	-	-	-	-	-	-	1	1
	TURKEY	-	-	7	-	-	-	7	-	7
	TURKMENISTAN	1	-	-	-	-	-	1	-	1
	UNITED STATES	-	1	-	-	-	-	1	-	1
	UZBEKISTAN	-	-	1	-	-	-	1	-	1
	Grand Total	152	68	548	179	2	6	955	139	1,094

* As indicated in the decisions received by WADA.

Table 3 - Total ADRVs from Athletes - AIOWF Sports by Nationality*

Ranking by Total ADRVs	Sport - Nationality	Urine				Blood	Total	Total	Total ADRVs
		Out-of-Competition		In-Competition		Out-of-Competition	Analytical	Non-Analytical	
		M	F	M	F	M/F	ADRVs	ADRVs	
6	Biathlon	-	-	-	1	-	1	1	2
	KAZAKHSTAN	-	-	-	1	-	1	1	2
3	Bobsleigh	2	1	2	1	-	6	-	6
	CANADA	1	-	-	-	-	1	-	1
	JAMAICA	-	-	-	1	-	1	-	1
	RUSSIAN FEDERATION	-	1	1	-	-	2	-	2
	UNITED KINGDOM	1	-	-	-	-	1	-	1
	UNITED STATES	-	-	1	-	-	1	-	1
5	Curling	-	-	2	-	-	2	-	2
	RUSSIAN FEDERATION	-	-	2	-	-	2	-	-
1	Ice Hockey	1	-	15	-	-	16	5	21
	BELGIUM	-	-	1	-	-	1	-	1
	CANADA	-	-	1	-	-	1	2	3
	ESTONIA	-	-	1	-	-	1	-	1
	FRANCE	-	-	1	-	-	1	-	1
	GERMANY	-	-	1	-	-	1	-	1
	ICELAND	-	-	1	-	-	1	-	1
	NETHERLANDS	-	-	1	-	-	1	-	1
	NORWAY	1	-	1	-	-	2	-	2
	POLAND	-	-	2	-	-	2	-	2
	RUSSIAN FEDERATION	-	-	1	-	-	1	1	2
	SLOVENIA	-	-	1	-	-	1	-	1
	SPAIN	-	-	2	-	-	2	-	2
	SWEDEN	-	-	1	-	-	1	1	2
	UNITED STATES	-	-	-	-	-	-	1	1
4	Skating	1	1	2	2	-	6	3	9
	CHINA	-	-	-	1	-	1	1	2
	CZECH REPUBLIC	-	-	-	1	-	1	-	1
	FINLAND	-	-	1	-	-	1	-	1
	ITALY	-	-	-	-	-	-	-	-
	IRAN - ISLAMIC REPUBLIC OF	-	1	-	-	-	1	-	1
	JAPAN	1	-	-	-	-	1	-	1
	KOREA - REPUBLIC OF	-	-	-	-	-	-	1	1
	NETHERLANDS	-	-	-	-	-	-	1	1
	UKRAINE	-	-	1	-	-	1	-	1
2	Skiing	1	-	4	4	-	9	6	15
	CHINA	-	-	-	-	-	-	1	1
	ITALY	-	-	-	2	-	2	2	4
	RUSSIAN FEDERATION	1	-	4	1	-	6	2	8
	SWITZERLAND	-	-	-	-	-	-	1	1
	UNITED STATES	-	-	-	1	-	1	-	1
Grand Total		5	2	25	8	-	40	15	55

* As indicated in the decisions received by WADA.

Table 4 - Total ADRVs from Athletes - ARISF Sports by Nationality*

Ranking by Total ADRVs	Sport - Nationality	Urine				Blood	Total	Total	Total
		Out-of-Competition		In-Competition		Out-of-Competition	Analytical	Non-Analytical	Total
		M	F	M	F	M/F	ADRVs	ADRVs	ADRVs
14	Air Sports	-	-	2	-	-	2	-	2
	NORWAY	-	-	1	-	-	1	-	1
	SERBIA	-	-	1	-	-	1	-	1
4	American Football	2	-	14	-	-	16	-	16
	AUSTRIA	-	-	1	-	-	1	-	1
	CZECH REPUBLIC	1	-	1	-	-	2	-	1
	FINLAND	-	-	1	-	-	1	-	1
	HUNGARY	-	-	1	-	-	1	-	2
	MEXICO	-	-	7	-	-	7	-	1
	SERBIA	1	-	1	-	-	2	-	1
	SWEDEN	-	-	2	-	-	2	-	2
5	Automobile Sports	-	-	9	-	-	9	-	9
	BELGIUM	-	-	1	-	-	1	-	1
	FRANCE	-	-	1	-	-	1	-	1
	INDIA	-	-	1	-	-	1	-	1
	ITALY	-	-	2	-	-	2	-	2
	PORTUGAL	-	-	1	-	-	1	-	1
	SWEDEN	-	-	1	-	-	1	-	1
	UNITED KINGDOM	-	-	2	-	-	2	-	2
8	Baseball	1	-	1	-	-	2	1	3
	AUSTRALIA	1	-	-	-	-	1	-	1
	BELGIUM	-	-	1	-	-	1	-	1
	NETHERLANDS	-	-	-	-	-	-	1	1
9	Billiards Sports	1	-	3	-	-	4	1	5
	AUSTRIA	1	-	-	-	-	1	-	1
	CROATIA	-	-	-	-	-	-	1	1
	ITALY	-	-	1	-	-	1	-	1
	NETHERLANDS	-	-	2	-	-	2	-	2
18	Boules Sports	1	-	1	1	-	3	-	3
	KOREA - REPUBLIC OF	1	-	1	1	-	3	-	3
15	Bridge	-	-	2	-	-	2	-	2
	MONACO	-	-	1	-	-	1	-	1
	PORTUGAL	-	-	1	-	-	1	-	1
19	Cheer	1	-	-	-	-	1	-	1
	NORWAY	1	-	-	-	-	1	-	1
11	Cricket	-	-	3	-	-	3	1	4
	INDIA	-	-	1	-	-	1	-	1
	ITALY	-	-	1	-	-	1	-	1
	PAKISTAN	-	-	1	-	-	1	-	1
	UNITED KINGDOM	-	-	-	-	-	-	1	1
16	Floorball	-	-	1	-	-	1	1	2
	AUSTRALIA	-	-	-	-	-	-	1	1
	SWEDEN	-	-	1	-	-	1	-	1

* As indicated in the decisions received by WADA.

Table 4 - Total ADRVs from Athletes - ARISF Sports by Nationality* (continued)

Ranking by Total ADRVs	Sport - Nationality	Urine				Blood	Total	Total	Total
		Out-of-Competition		In-Competition		Out-of-Competition	Analytical	Non-Analytical	Total
		M	F	M	F	M/F	ADRVs	ADRVs	ADRVs
7	Karate	1	-	4	2	-	7	-	7
	ARGENTINA	-	-	1	-	-	1	-	1
	BELGIUM	-	-	1	-	-	1	-	1
	FRANCE	-	-	1	-	-	1	-	1
	MONTENEGRO	-	-	-	1	-	1	-	1
	RUSSIAN FEDERATION	1	-	-	1	-	2	-	2
	UNITED STATES	-	-	1	-	-	1	-	1
2	Motorcycle Racing	-	-	13	-	-	13	1	14
	AUSTRALIA	-	-	2	-	-	2	-	2
	BELGIUM	-	-	2	-	-	2	-	2
	EL SALVADOR	-	-	1	-	-	1	-	1
	FINLAND	-	-	1	-	-	1	-	1
	FRANCE	-	-	1	-	-	1	-	1
	GUATEMALA	-	-	3	-	-	3	-	3
	SPAIN	-	-	1	-	-	1	-	1
	UNITED STATES	-	-	2	-	-	2	-	2
	SWITZERLAND	-	-	-	-	-	-	1	1
17	Mountaineering and Climbing	-	-	1	-	-	1	1	2
	SPAIN	-	-	1	-	-	1	-	1
	ITALY	-	-	-	-	-	-	1	1
1	Muaythai	-	-	14	3	-	17	2	19
	ENGLAND	-	-	-	1	-	1	-	1
	FINLAND	-	-	1	-	-	1	-	1
	FRANCE	-	-	4	1	-	5	1	6
	KAZAKHSTAN	-	-	8	-	-	8	-	8
	NEW ZEALAND	-	-	-	-	-	-	1	1
	SWEDEN	-	-	1	-	-	1	-	1
	TURKEY	-	-	-	1	-	1	-	1
20	Powerboating	-	-	1	-	-	1	-	1
	SPAIN	-	-	1	-	-	1	-	1
21	Racquetball	-	-	1	-	-	1	-	1
	CANADA	-	-	1	-	-	1	-	1
10	Roller Sports	-	-	2	1	-	3	1	4
	BRAZIL	-	-	2	-	-	2	-	2
	ITALY	-	-	-	1	-	1	-	1
	PORTUGAL	-	-	-	-	-	-	1	1
22	Softball	-	-	1	-	-	1	-	1
	NEW ZEALAND	-	-	1	-	-	1	-	1
12	Squash	-	-	2	-	-	2	1	3
	EGYPT	-	-	1	-	-	1	-	1
	FRANCE	-	-	-	-	-	-	1	1
	ITALY	-	-	1	-	-	1	-	1
23	Surfing	-	-	1	-	-	1	-	1
	RUSSIAN FEDERATION	-	-	1	-	-	1	-	1

* As indicated in the decisions received by WADA.

Table 4 - Total ADRVs from Athletes - ARISF Sports by Nationality* (continued)

Ranking by Total ADRVs	Sport - Nationality	Urine				Blood	Total	Total	Total
		Out-of-Competition		In-Competition		Out-of-Competition	Analytical ADRVs	Non-Analytical ADRVs	Total ADRVs
		M	F	M	F	M/F			
6	Underwater Sports	2	-	6	-	-	8	1	9
	CHINA	-	-	1	-	-	1	-	1
	CROATIA	-	-	1	-	-	1	-	1
	DENMARK	-	-	1	-	-	1	-	1
	EGYPT	2	-	1	-	-	3	-	3
	ITALY	-	-	1	-	-	1	-	1
	JORDAN	-	-	1	-	-	1	-	1
	KOREA - REPUBLIC OF	-	-	-	-	-	-	1	1
13	Waterskiing	-	-	1	1	-	2	1	3
	KOREA - REPUBLIC OF	-	-	-	1	-	1	-	1
	MEXICO	-	-	-	-	-	-	1	1
	NETHERLANDS	-	-	1	-	-	1	-	1
3	Wushu	-	-	9	1	-	10	-	10
	CHINA	-	-	1	-	-	1	-	1
	INDIA	-	-	4	1	-	5	-	5
	IRAN - ISLAMIC REPUBLIC OF	-	-	2	-	-	2	-	2
	ITALY	-	-	1	-	-	1	-	1
	RUSSIAN FEDERATION	-	-	1	-	-	1	-	1
	Grand Total	9	-	92	9	-	110	12	122

* As indicated in the decisions received by WADA.

Table 5 - Total ADRVs from Athletes - AIMS Sports by Nationality*

Ranking by Total ADRVs	Sport - Nationality	Urine				Blood	Total	Total	Total ADRVs
		Out-of-Competition		In-Competition		Out-of-Competition	Analytical	Non-Analytical	
		M	F	M	F	M/F	ADRVs	ADRVs	
4	Arm Wrestling	5	2	8	2	-	17	-	17
	AZERBAIJAN	1	-	-	-	-	1	-	1
	BELARUS	-	-	1	-	-	1	-	1
	BULGARIA	1	-	-	-	-	1	-	1
	CZECH REPUBLIC	-	-	1	-	-	1	-	1
	EGYPT	3	1	-	-	-	4	-	4
	FRANCE	-	-	2	-	-	2	-	2
	GEORGIA	-	1	-	-	-	1	-	1
	KAZAKHSTAN	-	-	-	1	-	1	-	1
	LATVIA	-	-	1	1	-	2	-	2
	ROMANIA	-	-	1	-	-	1	-	1
	SWITZERLAND	-	-	1	-	-	1	-	1
	TURKEY	-	-	1	-	-	1	-	1
1	Bodybuilding	29	4	111	22	-	166	66	232
	ALGERIA	-	-	1	-	-	1	-	1
	ARGENTINA	-	-	-	1	-	1	-	1
	AZERBAIJAN	2	-	1	-	-	3	-	3
	BAHAMAS	-	-	1	-	-	1	-	1
	BARBADOS	-	-	1	-	-	1	-	1
	BELARUS	-	-	1	-	-	1	-	1
	BELGIUM	11	-	4	1	-	16	15	31
	BERMUDA	-	-	-	2	-	2	-	2
	BOLIVIA	1	-	-	-	-	1	-	1
	BRAZIL	-	-	1	-	-	1	-	1
	BULGARIA	-	-	-	1	-	1	-	1
	CHINA	3	-	4	-	-	7	-	7
	COLOMBIA	-	-	1	-	-	1	-	1
	COSTA RICA	2	2	2	-	-	6	-	6
	CZECH REPUBLIC	-	-	-	-	-	-	1	1
	EGYPT	1	-	-	-	-	1	-	1
	FINLAND	-	1	-	1	-	2	-	2
	FRANCE	-	-	3	-	-	3	16	19
	GUATEMALA	-	-	3	1	-	4	-	4
	HUNGARY	-	-	1	-	-	1	-	1
	IRAN - ISLAMIC REPUBLIC	1	-	-	-	-	1	4	5
	ISRAEL	-	-	1	-	-	1	-	1
	ITALY	-	-	1	3	-	4	21	25
	JAPAN	-	-	1	-	-	1	-	1
	JORDAN	-	-	2	-	-	2	4	6
	KENYA	-	1	7	-	-	8	1	9
	KOREA - REPUBLIC OF	6	-	10	-	-	16	-	16
	LATVIA	-	-	1	-	-	1	-	1
	LITHUANIA	-	-	2	-	-	2	-	2
	MOLDOVA - REPUBLIC OF	-	-	1	-	-	1	-	1
	MONGOLIA	-	-	5	1	-	6	-	6
	MOROCCO	-	-	1	-	-	1	-	1
	NETHERLANDS	-	-	2	-	-	2	-	2

* As indicated in the decisions received by WADA.

Table 5 - Total ADRVs from Athletes - AIMS Sports by Nationality* (continued)

Ranking by Total ADRVs	Sport - Nationality	Urine				Blood	Total	Total	Total ADRVs
		Out-of-Competition		In-Competition		Out-of-Competition	Analytical	Non-Analytical	
		M	F	M	F	M/F	ADRVs	ADRVs	
	PARAGUAY	-	-	1	1	-	2	-	2
	PERU	-	-	1	-	-	1	-	1
	POLAND	-	-	7	4	-	11	-	11
	PORTUGAL	-	-	1	-	-	1	-	1
	ROMANIA	1	-	-	-	-	1	1	2
	RUSSIAN FEDERATION	-	-	2	1	-	3	-	3
	SERBIA	-	-	2	1	-	3	-	3
	SLOVAKIA	1	-	6	-	-	7	-	7
	SLOVENIA	-	-	1	-	-	1	-	1
	SOUTH AFRICA	-	-	8	1	-	9	2	11
	SPAIN	-	-	3	-	-	3	-	3
	THAILAND	-	-	-	1	-	1	-	1
	TURKEY	-	-	19	1	-	20	1	21
	UKRAINE	-	-	2	-	-	2	-	2
	VENEZUELA	-	-	-	1	-	1	-	1
7	Dragon Boat	1	1	-	-	-	2	-	2
	CHINA	-	1	-	-	-	1	-	1
	UKRAINE	1	-	-	-	-	1	-	1
8	Draughts	-	-	2	-	-	2	-	2
	PORTUGAL	-	-	2	-	-	2	-	2
6	Ju-Jitsu	3	-	2	1	-	6	1	6
	FRANCE	1	-	1	-	-	2	1	2
	KAZAKHSTAN	1	-	-	-	-	1	-	1
	MONTENEGRO	-	-	-	1	-	1	-	1
	PHILIPPINES	-	-	1	-	-	1	-	1
	UNITED ARAB EMIRATES	1	-	-	-	-	1	-	1
3	Kickboxing	3	-	15	4	-	22	1	23
	BELGIUM	-	-	-	-	-	-	1	1
	BOSNIA AND HERZEGOVINA	1	-	1	-	-	2	-	2
	FRANCE	-	-	4	-	-	4	-	4
	LATVIA	-	-	1	-	-	1	-	1
	NETHERLANDS	-	-	1	-	-	1	-	1
	POLAND	1	-	-	-	-	1	-	1
	PORTUGAL	1	-	6	2	-	9	-	9
	RUSSIAN FEDERATION	-	-	1	-	-	1	-	1
	SERBIA	-	-	1	-	-	1	-	1
	SPAIN	-	-	-	2	-	2	-	2

* As indicated in the decisions received by WADA.

Table 5 - Total ADRVs from Athletes - AIMS Sports by Nationality* (continued)

Ranking by Total ADRVs	Sport - Nationality	Urine				Blood	Total	Total	Total
		Out-of-Competition		In-Competition		Out-of-Competition	Analytical	Non-Analytical	Total
		M	F	M	F	M/F	ADRVs	ADRVs	ADRVs
2	Powerlifting	27	14	89	18	-	148	16	164
	AFGHANISTAN	-	-	1	-	-	1	-	1
	ALGERIA	-	-	1	-	-	1	-	1
	AUSTRALIA	-	1	2	-	-	3	-	3
	AUSTRIA	-	-	1	-	-	1	-	1
	BELARUS	-	-	-	1	-	1	-	1
	BELGIUM	-	-	1	-	-	1	-	1
	BRAZIL	1	3	-	-	-	4	-	4
	BULGARIA	-	-	1	-	-	1	-	1
	CANADA	-	1	4	-	-	5	-	5
	CHINESE TAIPEI	1	-	3	-	-	4	-	4
	COSTA RICA	-	-	1	-	-	1	-	1
	CROATIA	-	-	1	-	-	1	1	2
	EGYPT	-	-	1	-	-	1	-	1
	FRANCE	1	-	4	1	-	6	1	7
	GERMANY	-	-	6	-	-	6	-	6
	GREECE	-	-	2	-	-	2	-	2
	HUNGARY	-	-	1	-	-	1	-	1
	INDIA	1	-	10	3	-	14	1	15
	IRAN - ISLAMIC REPUBLIC	-	-	3	-	-	3	-	3
	IRAQ	-	-	1	-	-	1	-	1
	LATVIA	-	1	2	-	-	3	-	3
	LEBANON	-	-	1	-	-	1	-	1
	LITHUANIA	-	-	4	-	-	4	-	4
	LUXEMBOURG	-	-	1	-	-	1	-	1
	MEXICO	-	-	6	1	-	7	-	7
	MONGOLIA	-	-	1	1	-	2	-	2
	MOROCCO	-	-	1	-	-	1	-	1
	NETHERLANDS	-	-	1	-	-	1	-	1
	NEW ZEALAND	-	-	1	-	-	1	-	1
	NORWAY	1	-	1	-	-	2	1	3
	POLAND	-	-	3	2	-	5	1	6
	RUSSIAN FEDERATION	3	4	13	8	-	28	11	39
	SERBIA	-	-	1	-	-	1	-	1
	SINGAPORE	-	-	2	-	-	2	-	2
	SOUTH AFRICA	1	-	-	-	-	1	-	1
	SRI LANKA	-	-	2	-	-	2	-	2
	SWEDEN	4	-	-	-	-	4	-	4
	UKRAINE	14	4	5	1	-	24	-	24
5	Sambo	2		8	1	-	11	-	11
	KAZAKHSTAN	-	-	3	-	-	3	-	3
	MONGOLIA	-	-	1	-	-	1	-	1
	RUSSIAN FEDERATION	1	-	3	1	-	5	-	5
	TAJIKISTAN	1	-	1	-	-	2	-	2
9	Sleddog	-	-	1	-	-	1	-	1
	POLAND	-	-	1	-	-	1	-	1
10	Sport Fishing	-	-	1	-	-	1	-	1
	KAZAKHSTAN	-	-	1	-	-	1	-	1
	Grand Total	70	21	237	48	-	376	84	460

* As indicated in the decisions received by WADA.

Table 6 - Total ADRVs from Athletes - IPC Sports by Nationality*

Ranking by Total ADRVs	Sport - Nationality	Urine				Blood	Total	Total	Total
		Out-of-Competition		In-Competition		Out-of-Competition	Analytical	Non-Analytical	Total
		M	F	M	F	M/F	ADRVs	ADRVs	ADRVs
5	Para-Alpine Skiing	1	-	-	2	-	3	-	3
	BOSNIA AND HERZEGOVINA	1	-	-	-	-	1	-	1
	SPAIN	-	-	-	2	-	2	-	2
2	Para-Athletics	2	2	3	2	-	9	-	9
	BRAZIL	-	-	1	-	-	1	-	1
	KAZAKHSTAN	-	2	-	-	-	2	-	2
	KOREA - REPUBLIC OF	-	-	-	1	-	1	-	1
	NIGERIA	-	-	1	-	-	1	-	1
	RUSSIAN FEDERATION	-	-	1	-	-	1	-	1
	SINGAPORE	1	-	-	-	-	1	-	1
	UNITED STATES	1	-	-	-	-	1	-	1
	UZBEKISTAN	-	-	-	1	-	1	-	1
6	Para-Biathlon	-	1	-	-	-	1	-	1
	UKRAINE	-	1	-	-	-	1	-	1
7	Para-Cross Country Skiing	-	1	-	-	-	1	-	1
	RUSSIAN FEDERATION	-	1	-	-	-	1	-	1
3	Para-Ice Hockey	-	-	6	-	-	6	-	6
	ITALY	-	-	2	-	-	2	-	2
	RUSSIAN FEDERATION	-	-	3	-	-	3	-	3
	UNITED STATES	-	-	1	-	-	1	-	1
1	Para-Powerlifting	3	1	6	5	-	15	1	16
	FRANCE	-	-	1	-	-	1	-	1
	INDIA	-	-	1	-	-	1	-	1
	IRAN - ISLAMIC REPUBLIC	-	-	1	-	-	1	-	1
	KAZAKHSTAN	1	1	-	-	-	2	-	2
	KYRGYZSTAN	-	-	1	-	-	1	-	1
	RUSSIAN FEDERATION	1	-	2	2	-	5	-	5
	SOUTH AFRICA	1	-	-	-	-	1	-	1
	UNITED ARAB EMIRATES	-	-	-	1	-	1	1	2
	UZBEKISTAN	-	-	-	2	-	2	-	2
4	Para-Swimming	-	-	2	2	-	4	-	4
	KOREA - REPUBLIC OF	-	-	1	1	-	-	-	2
	NIGERIA	-	-	-	1	-	-	-	1
	RUSSIAN FEDERATION	-	-	1	-	-	-	-	1
Grand Total		6	5	17	11	-	39	1	40

* As indicated in the decisions received by WADA.

Table 7 - Total ADRVs from Athletes - Sports for Athletes with an Impairment by Nationality*

Ranking by Total ADRVs	Sport - Nationality	Urine				Blood	Total	Total	Total
		Out-of-Competition		In-Competition		Out-of-Competition	Analytical	Non-Analytical	Total
		M	F	M	F	M/F	ADRVs	ADRVs	ADRVs
5	Archery	-	-	2	-	-	2	-	2
	CZECH REPUBLIC	-	-	1	-	-	1	-	1
	KOREA - REPUBLIC OF	-	-	1	-	-	1	-	1
6	Arm Wrestling	1	-	-	-	-	1	-	1
	HUNGARY	1	-	-	-	-	1	-	1
2	Athletics	2	-	-	2	-	4	-	4
	ALGERIA	2	-	-	-	-	2	-	2
	OMAN	-	-	-	1	-	1	-	1
	UKRAINE	-	-	-	1	-	1	-	1
7	Badminton	-	-	1	-	-	1	-	1
	CHILE	-	-	1	-	-	1	-	1
8	Basketball	-	-	1	-	-	1	-	1
	AUSTRALIA	-	-	1	-	-	1	-	1
9	Boccia	-	-	1	-	-	1	-	1
	BRAZIL	-	-	1	-	-	1	-	1
1	Cycling	1	-	5	-	-	6	-	6
	BRAZIL	-	-	2	-	-	2	-	2
	ITALY	1	-	1	-	-	2	-	2
	SPAIN	-	-	1	-	-	1	-	1
	UNITED STATES	-	-	1	-	-	1	-	1
10	Fencing	-	-	-	1	-	1	-	1
	RUSSIAN FEDERATION	-	-	-	1	-	1	-	1
3	Football 5-a-Side	-	-	3	-	-	3	-	3
	ITALY	-	-	2	-	-	2	-	2
	SPAIN	-	-	1	-	-	1	-	1
11	Goalball	-	-	1	-	-	1	-	1
	ITALY	-	-	1	-	-	1	-	1
12	Handball	-	-	1	-	-	1	-	1
	BRAZIL	-	-	1	-	-	1	-	1
13	Judo	-	-	1	-	-	1	-	1
	UNITED STATES	-	-	1	-	-	1	-	1
14	Rugby Union	-	-	1	-	-	1	-	1
	ITALY	-	-	1	-	-	1	-	1
15	Sailing	-	-	1	-	-	1	-	1
	RUSSIAN FEDERATION	-	-	1	-	-	1	-	1
16	Table Tennis	-	-	1	-	-	1	-	1
	KOREA - REPUBLIC OF	-	-	1	-	-	1	-	1
4	Taekwondo	-	-	2	1	-	3	-	3
	CHINA	-	-	1	-	-	1	-	1
	KOREA - REPUBLIC OF	-	-	1	-	-	1	-	1
	MONGOLIA	-	-	-	1	-	1	-	1
17	Tennis	-	-	1	-	-	1	-	1
	ITALY	-	-	1	-	-	1	-	1
Grand Total		4	-	22	4	-	30	-	30

* As indicated in the decisions received by WADA.

Table 8 - Total ADRVs from Athletes - Other Sports - Code Signatories by Nationality*

Ranking by Total ADRVs	Sport - Nationality	Urine				Blood	Total	Total	Total
		Out-of-Competition		In-Competition		Out-of-Competition	Analytical	Non-Analytical	Total
		M	F	M	F	M/F	ADRVs	ADRVs	ADRVs
3	Kettlebell Lifting	-	-	2	-	-	2	-	2
	FRANCE	-	-	2	-	-	2	-	-
4	Kurash	-	-	-	1	-	1	-	1
	UZBEKISTAN	-	-	-	1	-	1	-	1
1	Rugby League	1	-	6	-	-	7	12	19
	AUSTRALIA	-	-	3	-	-	3	1	4
	FRANCE	1	-	-	-	-	1	1	2
	ITALY	-	-	-	-	-	-	1	1
	NEW ZEALAND	-	-	1	-	-	1	9	10
	UNITED KINGDOM	-	-	2	-	-	2	-	2
2	Triathlon	3	1	1	-	2	7	-	7
	ARGENTINA	1	-	-	-	-	1	-	1
	BRAZIL	-	1	-	-	-	1	-	1
	COSTA RICA	2	-	-	-	2	4	-	4
	FRANCE	-	-	1	-	-	1	-	1
Grand Total		4	1	9	1	2	17	12	29

* As indicated in the decisions received by WADA.

Table 9 - Total ADRVs from Athletes - Other Sports by Nationality*

Ranking by Total ADRVs	Sport - Nationality	Urine				Blood	Total	Total	Total
		Out-of-Competition		In-Competition		Out-of-Competition	Analytical	Non-Analytical	Total
		M	F	M	F	M/F	ADRVs	ADRVs	ADRVs
2	American Football	1	-	6	-	-	7	-	7
	CANADA	1	-	6	-	-	7	-	7
10	Athletics	-	-	-	1	-	1	-	1
	CANADA	-	-	-	1	-	1	-	1
9	Australian Rules Football	-	-	2	-	-	2	-	2
	AUSTRALIA	-	-	2	-	-	2	-	2
1	Bodybuilding	6	4	18	1	-	29	-	29
	BELGIUM	-	-	2	-	-	2	-	2
	FRANCE	1	-	3	-	-	4	-	4
	GERMANY	-	-	3	-	-	3	-	3
	KAZAKHSTAN	3	3	-	-	-	6	-	6
	NEW CALEDONIA	-	-	1	-	-	1	-	1
	SLOVAKIA	-	-	1	-	-	1	-	1
	THAILAND	2	1	8	1	-	12	-	12
11	Course Camarguaise	-	-	1	-	-	1	-	1
	FRANCE	-	-	1	-	-	1	-	1
12	Jet-Ski	-	-	1	-	-	1	-	1
	HUNGARY	-	-	1	-	-	1	-	1
7	Jiu-Jitsu	-	-	3	1	-	4	-	4
	BRAZIL	-	-	3	-	-	3	-	3
	UNITED STATES	-	-	-	1	-	1	-	1
4	Kabaddi	-	-	6	-	-	6	-	6
	INDIA	-	-	6	-	-	6	-	6
5	Longue Paume	-	-	6	-	-	6	-	6
	BELGIUM	-	-	6	-	-	6	-	6
3	Mixed Martial Arts	-	-	4	-	-	4	3	7
	GERMANY	-	-	1	-	-	1	-	1
	ITALY	-	-	1	-	-	1	-	1
	MOLDOVA - REPUBLIC OF	-	-	-	-	-	-	1	1
	RUSSIAN FEDERATION	-	-	1	-	-	1	-	1
	SWEDEN	-	-	1	-	-	1	-	1
	UNITED STATES	-	-	-	-	-	-	2	2
13	Padel	-	-	1	-	-	1	-	1
	BELGIUM	-	-	1	-	-	1	-	1
14	Power Press	-	-	-	1	-	1	-	1
	FRANCE	-	-	-	1	-	1	-	1
6	School Sports	-	-	-	5	-	5	-	5
	CHINA	-	-	-	5	-	5	-	5
15	Taekwondo - AUT	-	-	1	-	-	1	-	1
	ITALY	-	-	1	-	-	1	-	1
16	Traditional Archery	-	-	1	-	-	1	-	1
	KOREA - REPUBLIC OF	-	-	1	-	-	1	-	1
8	Wrestling	1	-	1	1	-	3	-	3
	BELARUS	-	-	1	-	-	1	-	1
	CANADA	-	-	-	1	-	1	-	1
	SWITZERLAND	1	-	-	-	-	1	-	1
Grand Total		8	4	51	10	-	73	3	76

* As indicated in the decisions received by WADA.

Table 10 - Total ADRVs from Athletes by Nationality* and Sport

Ranking by Total ADRVs	Athlete Nationality - Sport	Urine				Blood		Total Analytical	Total Non-Analytical	Total
		Out-of-Competition		In-Competition		Out-of-Competition	In-Competition	ADRVs**	ADRVs	ADRVs
		M	F	M	F	M	M			
76	AFGHANISTAN	-	-	3	-	-	-	3	-	3
	Boxing	-	-	1	-	-	-	1	-	1
	Powerlifting	-	-	1	-	-	-	1	-	1
	Weightlifting	-	-	1	-	-	-	1	-	1
93	ALBANIA	-	1	-	-	-	-	1	-	1
	Weightlifting	-	1	-	-	-	-	1	-	1
66	ALGERIA	2	-	3	-	-	-	5	-	5
	Athletics	2	-	1	-	-	-	3	-	3
	Bodybuilding	-	-	1	-	-	-	1	-	1
	Powerlifting	-	-	1	-	-	-	1	-	1
27	ARGENTINA	2	-	14	1	-	1	18	-	18
	Basketball	-	-	1	-	-	-	1	-	1
	Bodybuilding	-	-	-	1	-	-	1	-	1
	Cycling	1	-	6	-	-	1	8	-	8
	Handball	-	-	3	-	-	-	3	-	3
	Judo	-	-	1	-	-	-	1	-	1
	Karate	-	-	1	-	-	-	1	-	1
	Rugby Union	-	-	2	-	-	-	2	-	2
	Triathlon	1	-	-	-	-	-	1	-	1
94	ARMENIA	-	1	-	-	-	-	1	-	1
	Weightlifting	-	1	-	-	-	-	1	-	1
22	AUSTRALIA	2	2	14	-	-	-	18	7	25
	Australian Rules Football	-	-	2	-	-	-	2	-	2
	Baseball	1	-	-	-	-	-	1	-	1
	Basketball	-	-	1	-	-	-	1	-	1
	Cycling	-	1	1	-	-	-	2	4	6
	Floorball	-	-	-	-	-	-	-	1	1
	football	-	-	-	-	-	-	-	1	1
	Motorcycle Racing	-	-	2	-	-	-	2	-	2
	Powerlifting	-	1	2	-	-	-	3	-	3
	Rowing	1	-	-	-	-	-	1	-	1
	Rugby League	-	-	3	-	-	-	3	1	4
	Rugby Union	-	-	1	-	-	-	1	-	1
	Triathlon	-	-	1	-	-	-	1	-	1
	Weightlifting	-	-	1	-	-	-	1	-	1
60	AUSTRIA	1	-	4	1	-	-	6	-	6
	American Football	-	-	1	-	-	-	1	-	1
	Billiards Sports	1	-	-	-	-	-	1	-	1
	Boxing	-	-	-	1	-	-	1	-	1
	Powerlifting	-	-	1	-	-	-	1	-	1
	Weightlifting	-	-	2	-	-	-	2	-	2
8	AZERBAIJAN	8	-	18	4	-	-	30	4	34
	Arm Wrestling	1	-	-	-	-	-	1	-	1
	Athletics	-	-	1	-	-	-	1	-	1
	Bodybuilding	2	-	1	-	-	-	3	-	3
	Boxing	1	-	4	-	-	-	5	1	6
	Cycling	-	-	2	-	-	-	2	-	2
	Judo	2	-	-	-	-	-	2	-	2
	Rowing	-	-	-	-	-	-	-	1	1
	Taekwondo	-	-	4	3	-	-	7	-	7
	Volleyball	-	-	1	1	-	-	2	-	2
	Weightlifting	2	-	-	-	-	-	2	2	4
	Wrestling	-	-	5	-	-	-	5	-	5

* As indicated in the decisions received by WADA.

** Based on each AAF, which may not be the same as the number of decisions rendered. A decision may refer to multiple AAFs from the same athlete.

Table 10 - Total ADRVs from Athletes by Nationality* and Sport (Continued)

Ranking by Total ADRVs	Athlete Nationality - Sport	Urine				Blood		Total	Total	Total
		Out-of-Competition		In-Competition		Out-of-Competition	In-Competition	Analytical	Non-Analytical	Total
		M	F	M	F	M	M	ADRVs**	ADRVs	ADRVs
95	BAHAMAS	-	-	1	-	-	-	1	-	1
	Bodybuilding	-	-	1	-	-	-	1	-	1
77	BAHRAIN	1	1	-	1	-	-	3	-	3
	Athletics	-	1	-	1	-	-	2	-	2
	Football	1	-	-	-	-	-	1	-	1
96	BARBADOS	-	-	1	-	-	-	1	-	1
	Bodybuilding	-	-	1	-	-	-	1	-	1
35	BELARUS	1	-	7	4	-	-	12	-	12
	Aquatics	-	-	2	1	-	-	3	-	3
	Arm Wrestling	-	-	1	-	-	-	1	-	1
	Bodybuilding	-	-	1	-	-	-	1	-	1
	Canoe/Kayak	1	-	-	-	-	-	1	-	1
	Powerlifting	-	-	-	1	-	-	1	-	1
	Shooting	-	-	1	-	-	-	1	-	1
	Weightlifting	-	-	1	2	-	-	3	-	3
	Wrestling	-	-	1	-	-	-	1	-	1
7	BELGIUM	11	-	32	2	-	-	45	20	65
	Aquatics	-	-	1	-	-	-	1	-	1
	Athletics	-	-	1	1	-	-	2	-	2
	Automobile Sports	-	-	1	-	-	-	1	-	1
	Baseball	-	-	1	-	-	-	1	-	1
	Bodybuilding	11	-	6	1	-	-	18	15	33
	Boxing	-	-	2	-	-	-	2	3	5
	Cycling	-	-	6	-	-	-	6	-	6
	Football	-	-	1	-	-	-	1	-	1
	Golf	-	-	-	-	-	-	-	1	1
	Handball	-	-	1	-	-	-	1	-	1
	Ice Hockey	-	-	1	-	-	-	1	-	1
	Karate	-	-	1	-	-	-	1	-	1
	Kickboxing	-	-	-	-	-	-	-	1	1
	Longue Paume	-	-	6	-	-	-	6	-	6
	Motorcycle Racing	-	-	2	-	-	-	2	-	2
	Padel	-	-	1	-	-	-	1	-	1
	Powerlifting	-	-	1	-	-	-	1	-	1
80	BERMUDA	-	-	-	2	-	-	2	-	2
	Bodybuilding	-	-	-	2	-	-	2	-	2
67	BOLIVIA	1	-	2	2	-	-	5	-	5
	Athletics	-	-	2	1	-	-	3	-	3
	Bodybuilding	1	-	-	-	-	-	1	-	1
	Weightlifting	-	-	-	1	-	-	1	-	1
56	BOSNIA AND HERZEGOVINA	2	-	5	-	-	-	7	-	7
	Basketball	-	-	3	-	-	-	3	-	3
	Handball	-	-	1	-	-	-	1	-	1
	Kickboxing	1	-	1	-	-	-	2	-	2
	Para-Alpine Skiing	1	-	-	-	-	-	1	-	1
97	BOTSWANA	-	-	1	-	-	-	1	-	1
	Athletics	-	-	1	-	-	-	1	-	1

* As indicated in the decisions received by WADA.

** Based on each AAF, which may not be the same as the number of decisions rendered. A decision may refer to multiple AAFs from the same athlete.

Table 10 - Total ADRVs from Athletes by Nationality* and Sport (Continued)

Ranking by Total ADRVs	Athlete Nationality - Sport	Urine				Blood		Total	Total	Total ADRVs
		Out-of-Competition		In-Competition		Out-of-Competition	In-Competition	Analytical	Non-Analytical	
		M	F	M	F	M	M	ADRVs**	ADRVs	
9	BRAZIL	5	7	33	9	-	-	54	-	54
	Aquatics	1	-	-	-	-	-	1	-	1
	Athletics	-	-	1	1	-	-	2	-	2
	Basketball	-	-	4	-	-	-	4	-	4
	Boccia	-	-	1	-	-	-	1	-	1
	Bodybuilding	-	-	1	-	-	-	1	-	1
	Canoe/Kayak	2	-	-	-	-	-	2	-	2
	Cycling	-	-	4	2	-	-	6	-	6
	Equestrian	-	-	1	-	-	-	1	-	1
	Football	-	-	10	-	-	-	10	-	10
	Gymnastics	-	-	1	-	-	-	1	-	1
	Handball	-	2	1	-	-	-	3	-	3
	Jiu-Jitsu	-	-	3	-	-	-	3	-	3
	Judo	-	1	-	-	-	-	1	-	1
	Modern Pentathlon	-	-	-	1	-	-	1	-	1
	Para-Athletics	-	-	1	-	-	-	1	-	1
	Powerlifting	1	3	-	-	-	-	4	-	4
	Roller Sports	-	-	2	-	-	-	2	-	2
	Rowing	-	-	-	3	-	-	3	-	3
	Tennis	-	-	2	-	-	-	2	-	2
	Triathlon	-	1	-	2	-	-	3	-	3
	Volleyball	-	-	1	-	-	-	1	-	1
	Weightlifting	1	-	-	-	-	-	1	-	1
34	BULGARIA	1	-	6	6	-	-	13	-	13
	Arm Wrestling	1	-	-	-	-	-	1	-	1
	Athletics	-	-	-	2	-	-	2	-	2
	Bodybuilding	-	-	-	1	-	-	1	-	1
	Boxing	-	-	1	-	-	-	1	-	1
	Handball	-	-	3	-	-	-	3	-	3
	Judo	-	-	1	-	-	-	1	-	1
	Powerlifting	-	-	1	-	-	-	1	-	1
	Rowing	-	-	-	1	-	-	1	-	1
	Weightlifting	-	-	-	1	-	-	1	-	1
	Wrestling	-	-	-	1	-	-	1	-	1
24	CANADA	2	2	13	2	-	-	19	2	21
	American Football	1	-	6	-	-	-	7	-	7
	Athletics	-	-	-	1	-	-	1	-	1
	Bobsleigh	1	-	-	-	-	-	1	-	1
	Ice Hockey	-	-	1	-	-	-	1	2	3
	Powerlifting	-	1	4	-	-	-	5	-	5
	Racquetball	-	-	1	-	-	-	1	-	1
	Triathlon	-	1	1	-	-	-	2	-	2
	Wrestling	-	-	-	1	-	-	1	-	1
39	CHILE	-	2	5	4	-	-	11	-	11
	Athletics	-	1	-	-	-	-	1	-	1
	Badminton	-	-	1	-	-	-	1	-	1
	Boxing	-	-	1	-	-	-	1	-	1
	Canoe/Kayak	-	1	-	-	-	-	1	-	1
	Cycling	-	-	1	-	-	-	1	-	1
	Football	-	-	2	-	-	-	2	-	2
	Judo	-	-	-	2	-	-	2	-	2
	Weightlifting	-	-	-	2	-	-	2	-	2

* As indicated in the decisions received by WADA.

** Based on each AAF, which may not be the same as the number of decisions rendered. A decision may refer to multiple AAFs from the same athlete.

Table 10 - Total ADRVs from Athletes by Nationality* and Sport (Continued)

Ranking by Total ADRVs	Athlete Nationality - Sport	Urine				Blood		Total	Total	Total
		Out-of-Competition		In-Competition		Out-of-Competition	In-Competition	Analytical	Non-Analytical	ADRVs
		M	F	M	F	M	M	ADRVs**	ADRVs	ADRVs
8	CHINA	4	8	23	23	-	-	58	5	63
	Athletics	1	2	7	8	-	-	18	2	20
	Bodybuilding	3	-	4	-	-	-	7	-	7
	Boxing	-	-	1	3	-	-	4	-	4
	Canoe/Kayak	-	2	3	-	-	-	5	-	5
	Cycling	-	1	4	3	-	-	8	-	8
	Dragon Boat	-	1	-	-	-	-	1	-	1
	Field Hockey	-	-	-	1	-	-	1	-	1
	Rowing	-	-	-	1	-	-	1	-	1
	School Sports	-	-	-	5	-	-	5	-	5
	Shooting	-	-	-	1	-	-	1	-	1
	Skating	-	-	-	1	-	-	1	1	2
	Skiing	-	-	-	-	-	-	-	1	1
	Taekwondo	-	-	1	-	-	-	1	-	1
	Underwater Sports	-	-	1	-	-	-	1	-	1
	Volleyball	-	1	-	-	-	-	1	-	1
	Weightlifting	-	-	-	-	-	-	-	1	1
	Wrestling	-	1	1	-	-	-	2	-	2
	Wushu	-	-	1	-	-	-	1	-	1
49	CHINESE TAIPEI	1	-	4	2	-	-	7	1	8
	Athletics	-	-	1	-	-	-	1	-	1
	Handball	-	-	-	1	-	-	1	-	1
	Powerlifting	1	-	3	-	-	-	4	-	4
	Taekwondo	-	-	-	1	-	-	1	1	2
44	COLOMBIA	4	-	3	2	-	-	9	1	10
	Bodybuilding	-	-	1	-	-	-	1	-	1
	Cycling	2	-	2	2	-	-	6	1	7
	Weightlifting	2	-	-	-	-	-	2	-	2
26	COSTA RICA	4	4	8	-	2	1	19	-	19
	Bodybuilding	2	2	2	-	-	-	6	-	6
	Cycling	-	-	5	-	-	1	6	-	6
	Powerlifting	-	-	1	-	-	-	1	-	1
	Triathlon	2	-	-	-	2	-	4	-	4
	Weightlifting	-	2	-	-	-	-	2	-	2
36	CROATIA	1	1	6	1	-	-	9	3	12
	Aquatics	-	-	-	1	-	-	1	-	1
	Basketball	1	-	-	-	-	-	1	-	1
	Billiards Sports	-	-	-	-	-	-	-	1	1
	Boxing	-	-	1	-	-	-	1	-	1
	Handball	-	-	1	-	-	-	1	1	2
	Powerlifting	-	-	1	-	-	-	1	1	2
	Underwater Sports	-	-	1	-	-	-	1	-	1
	Volleyball	-	-	1	-	-	-	1	-	1
	Weightlifting	-	1	-	-	-	-	1	-	1
	Wrestling	-	-	1	-	-	-	1	-	1

* As indicated in the decisions received by WADA.

** Based on each AAF, which may not be the same as the number of decisions rendered. A decision may refer to multiple AAFs from the same athlete.

Table 10 - Total ADRVs from Athletes by Nationality* and Sport (Continued)

Ranking by Total ADRVs	Athlete Nationality - Sport	Urine				Blood		Total	Total	Total
		Out-of-Competition		In-Competition		Out-of-Competition	In-Competition	Analytical	Non-Analytical	ADRVs
		M	F	M	F	M	M	ADRVs**	ADRVs	ADRVs
70	CUBA	-	-	4	-	-	-	4	-	4
	Cycling	-	-	3	-	-	-	3	-	3
	Wrestling	-	-	1	-	-	-	1	-	1
81	CYPRUS	-	-	2	-	-	-	2	-	2
	Football	-	-	1	-	-	-	1	-	1
	Handball	-	-	1	-	-	-	1	-	1
37	CZECH REPUBLIC	2	-	7	2	-	-	11	1	12
	American Football	1	-	1	-	-	-	2	-	2
	Aquatics	-	-	2	1	-	-	3	-	3
	Archery	-	-	1	-	-	-	1	-	1
	Arm Wrestling	-	-	1	-	-	-	1	-	1
	Basketball	-	-	1	-	-	-	1	-	1
	Bodybuilding	-	-	-	-	-	-	-	1	1
	Shooting	-	-	1	-	-	-	1	-	1
	Skating	-	-	-	1	-	-	1	-	1
	Wrestling	1	-	-	-	-	-	1	-	1
57	DENMARK	2	-	5	-	-	-	7	-	7
	Boxing	2	-	-	-	-	-	2	-	2
	Cycling	-	-	2	-	-	-	2	-	2
	Field Hockey	-	-	1	-	-	-	1	-	1
	Underwater Sports	-	-	1	-	-	-	1	-	1
	Weightlifting	-	-	1	-	-	-	1	-	1
98	DOMINICAN REPUBLIC	-	-	-	1	-	-	1	-	1
	Volleyball	-	-	-	1	-	-	1	-	1
71	ECUADOR	-	1	1	2	-	-	4	-	4
	Judo	-	1	-	-	-	-	1	-	1
	Weightlifting	-	-	1	2	-	-	3	-	3
32	EGYPT	6	1	6	2	-	-	15	-	15
	Aquatics	-	-	3	1	-	-	4	-	4
	Arm Wrestling	3	1	-	-	-	-	4	-	4
	Athletics	-	-	-	1	-	-	1	-	1
	Bodybuilding	1	-	-	-	-	-	1	-	1
	Powerlifting	-	-	1	-	-	-	1	-	1
	Squash	-	-	1	-	-	-	1	-	1
	Underwater Sports	2	-	1	-	-	-	3	-	3
99	EL SALVADOR	-	-	1	-	-	-	1	-	1
	Motorcycle Racing	-	-	1	-	-	-	1	-	1
100	ENGLAND	-	-	-	1	-	-	1	-	1
	Muaythai	-	-	-	1	-	-	1	-	1
78	ESTONIA	1	-	1	-	-	-	2	1	3
	Athletics	-	-	-	-	-	-	-	1	1
	Ice Hockey	-	-	1	-	-	-	1	-	1
	Volleyball	1	-	-	-	-	-	1	-	1
82	ETHIOPIA	-	-	-	2	-	-	2	-	2
	Athletics	-	-	-	2	-	-	2	-	2

* As indicated in the decisions received by WADA.

** Based on each AAF, which may not be the same as the number of decisions rendered. A decision may refer to multiple AAFs from the same athlete.

Table 10 - Total ADRVs from Athletes by Nationality* and Sport (Continued)

Ranking by Total ADRVs	Athlete Nationality - Sport	Urine				Blood		Total	Total	Total ADRVs
		Out-of-Competition		In-Competition		Out-of-Competition	In-Competition	Analytical	Non-Analytical	
		M	F	M	F	M	M	ADRVs**	ADRVs	
58	FINLAND	-	1	5	1	-	-	7	-	7
	American Football	-	-	1	-	-	-	1	-	1
	Bodybuilding	-	1	-	1	-	-	2	-	2
	Handball	-	-	1	-	-	-	1	-	1
	Motorcycle Racing	-	-	1	-	-	-	1	-	1
	Muaythai	-	-	1	-	-	-	1	-	1
	Skating	-	-	1	-	-	-	1	-	1
3	FRANCE	8	-	55	11	-	1	75	39	114
	Arm Wrestling	-	-	2	-	-	-	2	-	2
	Athletics	1	-	1	3	-	-	5	3	8
	Automobile Sports	-	-	1	-	-	-	1	-	1
	Basketball	-	-	-	-	-	-	-	2	2
	Bodybuilding	1	-	6	-	-	-	7	16	23
	Boxing	2	-	-	-	-	-	2	3	5
	Course Camarguaise	-	-	1	-	-	-	1	-	1
	Cycling	-	-	11	-	-	1	12	3	15
	Fencing	-	-	-	-	-	-	-	2	2
	Football	-	-	-	-	-	-	-	2	2
	Handball	1	-	2	1	-	-	4	-	4
	Ice Hockey	-	-	1	-	-	-	1	-	1
	Judo	-	-	1	-	-	-	1	-	1
	Ju-Jitsu	1	-	1	-	-	-	2	1	3
	Karate	-	-	1	-	-	-	1	-	1
	Kettlebell Lifting	-	-	2	-	-	-	2	-	2
	Kickboxing	-	-	4	-	-	-	4	-	4
	Motorcycle Racing	-	-	1	-	-	-	1	-	1
	Muaythai	-	-	4	1	-	-	5	1	6
	Para-Powerlifting	-	-	1	-	-	-	1	-	1
	Power Press	-	-	-	1	-	-	1	-	1
	Powerlifting	1	-	4	1	-	-	6	1	7
	Rugby League	1	-	-	-	-	-	1	1	2
	Rugby Union	-	-	4	-	-	-	4	2	6
	Squash	-	-	-	-	-	-	-	1	1
	Table Tennis	-	-	1	-	-	-	1	-	1
	Tennis	-	-	-	-	-	-	-	1	1
	Triathlon	-	-	4	3	-	-	7	-	7
	Volleyball	-	-	1	-	-	-	1	-	1
	Weightlifting	-	-	-	1	-	-	1	-	1
	Wrestling	-	-	1	-	-	-	1	-	1
68	GEORGIA	1	1	2	1	-	-	5	-	5
	Arm Wrestling	-	1	-	-	-	-	1	-	1
	Cycling	-	-	2	-	-	-	2	-	2
	Weightlifting	-	-	-	1	-	-	1	-	1
	Wrestling	1	-	-	-	-	-	1	-	1
25	GERMANY	1	-	18	-	-	-	19	1	20
	Basketball	-	-	1	-	-	-	1	-	1
	Bodybuilding	-	-	3	-	-	-	3	-	3
	Boxing	-	-	2	-	-	-	2	-	2
	Cycling	1	-	3	-	-	-	4	1	5
	Ice Hockey	-	-	1	-	-	-	1	-	1
	Mixed Martial Arts	-	-	1	-	-	-	1	-	1
	Powerlifting	-	-	6	-	-	-	6	-	6
	Weightlifting	-	-	1	-	-	-	1	-	1

* As indicated in the decisions received by WADA.

** Based on each AAF, which may not be the same as the number of decisions rendered. A decision may refer to multiple AAFs from the same athlete.

Table 10 - Total ADRVs from Athletes by Nationality* and Sport (Continued)

Ranking by Total ADRVs	Athlete Nationality - Sport	Urine				Blood		Total	Total	Total
		Out-of-Competition		In-Competition		Out-of-Competition	In-Competition	Analytical	Non-Analytical	ADRVs
		M	F	M	F	M	M	ADRVs**	ADRVs	ADRVs
50	GREECE	2	-	5	1	-	-	8	-	8
	Basketball	2	-	-	-	-	-	2	-	2
	Football	-	-	3	-	-	-	3	-	3
	Powerlifting	-	-	2	-	-	-	2	-	2
	Weightlifting	-	-	-	1	-	-	1	-	1
38	GUATEMALA	-	-	11	1	-	-	12	-	12
	Bodybuilding	-	-	3	1	-	-	4	-	4
	Cycling	-	-	2	-	-	-	2	-	2
	Football	-	-	3	-	-	-	3	-	3
	Motorcycle Racing	-	-	3	-	-	-	3	-	3
101	HONG KONG	-	1	-	-	-	-	1	-	1
	Fencing	-	1	-	-	-	-	1	-	1
46	HUNGARY	2	-	6	1	-	-	9	-	9
	American Football	-	-	1	-	-	-	1	-	1
	Arm Wrestling	1	-	-	-	-	-	1	-	1
	Athletics	-	-	1	1	-	-	2	-	2
	Bodybuilding	-	-	1	-	-	-	1	-	1
	Canoe/Kayak	1	-	-	-	-	-	1	-	1
	Equestrian	-	-	1	-	-	-	1	-	1
	Jet-Ski	-	-	1	-	-	-	1	-	1
	Powerlifting	-	-	1	-	-	-	1	-	1
83	ICELAND	1	-	1	-	-	-	2	-	2
	Basketball	1	-	-	-	-	-	1	-	1
	Ice Hockey	-	-	1	-	-	-	1	-	1
4	INDIA	9	3	72	21	-	-	105	2	107
	Athletics	2	1	7	5	-	-	15	1	16
	Automobile Sports	-	-	1	-	-	-	1	-	1
	Basketball	-	-	1	-	-	-	1	-	1
	Boxing	-	-	4	-	-	-	4	-	4
	Canoe/Kayak	-	-	3	-	-	-	3	-	3
	Cricket	-	-	1	-	-	-	1	-	1
	Cycling	-	-	2	1	-	-	3	-	3
	Field Hockey	1	-	1	-	-	-	2	-	2
	Golf	-	-	2	-	-	-	2	-	2
	Gymnastics	-	-	1	-	-	-	1	-	1
	Handball	-	-	3	-	-	-	3	-	3
	Judo	-	1	2	-	-	-	3	-	3
	Kabaddi	-	-	6	-	-	-	6	-	6
	Para-Powerlifting	-	-	1	-	-	-	1	-	1
	Powerlifting	1	-	10	3	-	-	14	1	15
	Rowing	-	-	1	-	-	-	1	-	1
	Shooting	-	-	2	-	-	-	2	-	2
	Taekwondo	-	-	2	-	-	-	2	-	2
	Tennis	-	-	1	-	-	-	1	-	1
	Volleyball	4	-	1	2	-	-	7	-	7
	Weightlifting	-	1	12	9	-	-	22	-	22
	Wrestling	1	-	4	-	-	-	5	-	5
	Wushu	-	-	4	1	-	-	5	-	5
102	INDONESIA	-	-	1	-	-	-	1	-	1
	Cycling	-	-	1	-	-	-	1	-	1

* As indicated in the decisions received by WADA.

** Based on each AAF, which may not be the same as the number of decisions rendered. A decision may refer to multiple AAFs from the same athlete.

Table 10 - Total ADRVs from Athletes by Nationality* and Sport (Continued)

Ranking by Total ADRVs	Athlete Nationality - Sport	Urine				Blood		Total	Total	Total
		Out-of-Competition		In-Competition		Out-of-Competition	In-Competition	Analytical	Non-Analytical	ADRVs
		M	F	M	F	M	M	ADRVs**	ADRVs	ADRVs
12	IRAN - ISLAMIC REPUBLIC	8	1	26	4	-	-	39	5	44
	Athletics	-	-	2	2	-	-	4		4
	Basketball	-	-	1	-	-	-	1		1
	Bodybuilding	1	-	-	-	-	-	1	4	5
	Canoe/Kayak	1	-	3	1	-	-	5		5
	Cycling	-	-	1	1	-	-	2	1	3
	Football	-	-	3	-	-	-	3		3
	Judo	-	-	1	-	-	-	1		1
	Para-Powerlifting	-	-	1	-	-	-	1		1
	Powerlifting	-	-	3	-	-	-	3		3
	Skating	-	1	-	-	-	-	1		1
	Taekwondo	1	-	-	-	-	-	1	-	1
	Volleyball	-	-	3	-	-	-	3	-	3
	Weightlifting	1	-	5	-	-	-	6	-	6
	Wrestling	4	-	1	-	-	-	5	-	5
	Wushu	-	-	2	-	-	-	2	-	2
47	IRAQ	4	-	4	-	-	-	8	1	9
	Athletics	1	-	-	-	-	-	1	-	1
	Basketball	-	-	-	-	-	-	-	1	1
	Football	-	-	2	-	-	-	2	-	2
	Judo	1	-	-	-	-	-	1	-	1
	Powerlifting	-	-	1	-	-	-	1	-	1
	Wrestling	2	-	1	-	-	-	3	-	3
103	IRELAND	-	-	1	-	-	-	1	-	1
	Boxing	-	-	1	-	-	-	1	-	1
84	ISRAEL	-	-	2	-	-	-	2	-	2
	Basketball	-	-	1	-	-	-	1	-	1
	Bodybuilding	-	-	1	-	-	-	1	-	1

* As indicated in the decisions received by WADA.

** Based on each AAF, which may not be the same as the number of decisions rendered. A decision may refer to multiple AAFs from the same athlete.

Table 10 - Total ADRVs from Athletes by Nationality* and Sport (Continued)

Ranking by Total ADRVs	Athlete Nationality - Sport	Urine				Blood		Total	Total	Total
		Out-of-Competition		In-Competition		Out-of-Competition	In-Competition	Analytical	Non-Analytical	ADRVs
		M	F	M	F	M	M	ADRVs**	ADRVs	ADRVs
2	ITALY	8	-	69	16	2	-	95	37	132
	Aquatics	-	-	1	-	-	-	1	-	1
	Athletics	-	-	4	3	-	-	7	1	8
	Automobile Sports	-	-	2	-	-	-	2	-	2
	Basketball	-	-	3	-	-	-	3	-	3
	Billiards Sports	-	-	1	-	-	-	1	-	1
	Bodybuilding	-	-	1	3	-	-	4	21	25
	Boxing	-	-	-	1	-	-	1	-	1
	Cricket	-	-	1	-	-	-	1	-	1
	Cycling	5	-	24	2	2	-	33	11	44
	Equestrian	-	-	2	-	-	-	2	-	2
	Football	-	-	3	-	-	-	3	-	3
	Football 5-a-Side	-	-	2	-	-	-	2	-	2
	Goalball	-	-	1	-	-	-	1	-	1
	Handball	-	-	1	-	-	-	1	-	1
	Judo	1	-	-	1	-	-	2	-	2
	Mixed Martial Arts	-	-	1	-	-	-	1	-	1
	Mountaineering and Clim.	-	-	-	-	-	-	-	1	1
	Para-Ice Hockey	-	-	2	-	-	-	2	-	2
	Roller Sports	-	-	-	1	-	-	1	-	1
	Rowing	-	-	4	-	-	-	4	-	4
	Rugby League	-	-	-	-	-	-	-	1	1
	Rugby Union	1	-	6	-	-	-	7	-	7
	Skiing	-	-	-	2	-	-	2	2	4
	Squash	-	-	1	-	-	-	1	-	1
	Taekwondo - AUT	-	-	1	-	-	-	1	-	1
	Tennis	-	-	1	-	-	-	1	-	1
	Triathlon	1	-	2	3	-	-	6	-	6
	Underwater Sports	-	-	1	-	-	-	1	-	1
	Volleyball	-	-	3	-	-	-	3	-	3
	Wushu	-	-	1	-	-	-	1	-	1
85	JAMAICA	1	-	-	1	-	-	2	-	2
	Bobsleigh	-	-	-	1	-	-	1	-	1
	Rugby Union	1	-	-	-	-	-	1	-	1
51	JAPAN	2	-	6	-	-	-	8	-	8
	Aquatics	1	-	1	-	-	-	2	-	2
	Athletics	-	-	1	-	-	-	1	-	1
	Bodybuilding	-	-	1	-	-	-	1	-	1
	Cycling	-	-	2	-	-	-	2	-	2
	Handball	-	-	1	-	-	-	1	-	1
	Skating	1	-	-	-	-	-	1	-	1
48	JORDAN	2	-	3	-	-	-	5	4	9
	Bodybuilding	-	-	2	-	-	-	2	4	6
	Taekwondo	1	-	-	-	-	-	1	-	1
	Underwater Sports	-	-	1	-	-	-	1	-	1
	Weightlifting	1	-	-	-	-	-	1	-	1

* As indicated in the decisions received by WADA.

** Based on each AAF, which may not be the same as the number of decisions rendered. A decision may refer to multiple AAFs from the same athlete.

Table 10 - Total ADRVs from Athletes by Nationality* and Sport (Continued)

Ranking by Total ADRVs	Athlete Nationality - Sport	Urine				Blood		Total	Total	Total ADRVs
		Out-of-Competition		In-Competition		Out-of-Competition	In-Competition	Analytical	Non-Analytical	
		M	F	M	F	M	M	ADRVs**	ADRVs	
10	KAZAKHSTAN	9	10	23	6	-	-	48	3	51
	Aquatics	1	-	1	-	-	-	2	-	2
	Arm Wrestling	-	-	-	1	-	-	1	-	1
	Athletics	-	1	3	2	-	-	6	-	6
	Biathlon	-	-	-	1	-	-	1	1	2
	Bodybuilding	3	3	-	-	-	-	6	-	6
	Boxing	-	1	-	-	-	-	1	-	1
	Canoe/Kayak	-	1	-	-	-	-	1	-	1
	Cycling	1	-	-	-	-	-	1	1	2
	Judo	-	-	3	-	-	-	3	-	3
	Ju-Jitsu	1	-	-	-	-	-	1	-	1
	Muaythai	-	-	8	-	-	-	8	-	8
	Para-Athletics	-	2	-	-	-	-	2	-	2
	Para-Powerlifting	1	1	-	-	-	-	2	-	2
	Sambo	-	-	3	-	-	-	3	-	3
	Sport Fishing	-	-	1	-	-	-	1	-	1
	Taekwondo	-	-	1	1	-	-	2	-	2
	Weightlifting	-	1	2	1	-	-	4	-	4
	Wrestling	2	-	1	-	-	-	3	1	4
20	KENYA	2	3	15	10	-	-	30	2	32
	Athletics	2	1	7	10	-	-	20	1	21
	Bodybuilding	-	1	7	-	-	-	8	1	9
	Boxing	-	-	1	-	-	-	1	-	1
	Volleyball	-	1	-	-	-	-	1	-	1
86	KOREA - DEMOCRATIC PEOP	-	-	-	2	-	-	2	-	2
	Athletics	-	-	-	1	-	-	1	-	1
	Tennis	-	-	-	1	-	-	1	-	1
17	KOREA - REPUBLIC OF	9	-	20	4	-	-	33	2	35
	Archery	-	-	1	-	-	-	1	-	1
	Bodybuilding	6	-	10	-	-	-	16	-	16
	Boules Sports	1	-	1	1	-	-	3	-	3
	Canoe/Kayak	-	-	1	-	-	-	1	-	1
	Cycling	-	-	1	-	-	-	1	-	1
	Judo	-	-	1	-	-	-	1	-	1
	Para-Athletics	-	-	-	1	-	-	1	-	1
	Para-Swimming	-	-	1	1	-	-	2	-	2
	Skating	-	-	-	-	-	-	-	1	1
	Table Tennis	-	-	1	-	-	-	1	-	1
	Taekwondo	-	-	2	-	-	-	2	-	2
	Traditional Archery	-	-	1	-	-	-	1	-	1
	Underwater Sports	-	-	-	-	-	-	-	1	1
	Waterskiing	-	-	-	1	-	-	1	-	1
	Weightlifting	2	-	-	-	-	-	2	-	2
61	KYRGYZSTAN	3	-	1	-	-	-	4	2	6
	Athletics	1	-	-	-	-	-	1	-	1
	Para-Powerlifting	-	-	1	-	-	-	1	-	1
	Wrestling	2	-	-	-	-	-	2	2	4

* As indicated in the decisions received by WADA.

** Based on each AAF, which may not be the same as the number of decisions rendered. A decision may refer to multiple AAFs from the same athlete.

Table 10 - Total ADRVs from Athletes by Nationality* and Sport (Continued)

Ranking by Total ADRVs	Athlete Nationality - Sport	Urine				Blood		Total Analytical	Total Non-Analytical	Total
		Out-of-Competition		In-Competition		Out-of-Competition	In-Competition	ADRVs**	ADRVs	ADRVs
		M	F	M	F	M	M			
40	LATVIA	-	1	7	3	-	-	11	-	11
	Arm Wrestling	-	-	1	1	-	-	2	-	2
	Bodybuilding	-	-	1	-	-	-	1	-	1
	Handball	-	-	1	1	-	-	2	-	2
	Kickboxing	-	-	1	-	-	-	1	-	1
	Powerlifting	-	1	2	-	-	-	3	-	3
	Rugby Union	-	-	1	-	-	-	1	-	1
	Weightlifting	-	-	-	1	-	-	1	-	1
104	LEBANON	-	-	1	-	-	-	1	-	1
	Powerlifting	-	-	1	-	-	-	1	-	1
52	LITHUANIA	-	-	8	-	-	-	8	-	8
	Bodybuilding	-	-	2	-	-	-	2	-	2
	Cycling	-	-	1	-	-	-	1	-	1
	Powerlifting	-	-	4	-	-	-	4	-	4
	Wrestling	-	-	1	-	-	-	1	-	1
105	LUXEMBOURG	-	-	1	-	-	-	1	-	1
	Powerlifting	-	-	1	-	-	-	1	-	1
62	MALAYSIA	5	-	1	-	-	-	6	-	6
	Football	-	-	1	-	-	-	1	-	1
	Weightlifting	5	-	-	-	-	-	5	-	5
53	MALTA	-	-	7	-	-	-	7	1	8
	Boxing	-	-	3	-	-	-	3	1	4
	Judo	-	-	1	-	-	-	1	-	1
	Rowing	-	-	1	-	-	-	1	-	1
	Volleyball	-	-	1	-	-	-	1	-	1
	Weightlifting	-	-	1	-	-	-	1	-	1
23	MEXICO	1	1	17	4	-	-	23	1	24
	American Football	-	-	7	-	-	-	7	-	7
	Athletics	-	1	-	-	-	-	1	-	1
	Boxing	-	-	1	-	-	-	1	-	1
	Cycling	1	-	-	-	-	-	1	-	1
	Powerlifting	-	-	6	1	-	-	7	-	7
	Taekwondo	-	-	-	1	-	-	1	-	1
	Tennis	-	-	1	1	-	-	2	-	2
	Triathlon	-	-	2	-	-	-	2	-	2
	Waterskiing	-	-	-	-	-	-	-	1	1
	Weightlifting	-	-	-	1	-	-	1	-	1
63	MOLDOVA - REPUBLIC OF	1	-	3	-	-	-	4	2	6
	Athletics	-	-	-	-	-	-	-	1	1
	Bodybuilding	-	-	1	-	-	-	1	-	1
	Boxing	-	-	1	-	-	-	1	-	1
	Mixed Martial Arts	-	-	-	-	-	-	-	1	1
	Taekwondo	-	-	1	-	-	-	1	-	1
	Weightlifting	1	-	-	-	-	-	1	-	1
106	MONACO	-	-	1	-	-	-	1	-	1
	Bridge	-	-	1	-	-	-	1	-	1
29	MONGOLIA	-	-	13	4	-	-	17	-	17
	Bodybuilding	-	-	5	1	-	-	6	-	6
	Powerlifting	-	-	1	1	-	-	2	-	2
	Sambo	-	-	1	-	-	-	1	-	1
	Taekwondo	-	-	-	1	-	-	1	-	1
	Wrestling	-	-	6	1	-	-	7	-	7

* As indicated in the decisions received by WADA.

** Based on each AAF, which may not be the same as the number of decisions rendered. A decision may refer to multiple AAFs from the same athlete.

Table 10 - Total ADRVs from Athletes by Nationality* and Sport (Continued)

Ranking by Total ADRVs	Athlete Nationality - Sport	Urine				Blood		Total	Total	Total ADRVs
		Out-of-Competition		In-Competition		Out-of-Competition	In-Competition	Analytical	Non-Analytical	
		M	F	M	F	M	M	ADRVs**	ADRVs	
87	MONTENEGRO	-	-	-	2	-	-	2	-	2
	Ju-Jitsu	-	-	-	1	-	-	1	-	1
	Karate	-	-	-	1	-	-	1	-	1
64	MOROCCO	-	1	4	-	-	-	5	1	6
	Athletics	-	1	2	-	-	-	3	-	3
	Bodybuilding	-	-	1	-	-	-	1	-	1
	Judo	-	-	-	-	-	-	-	1	1
	Powerlifting	-	-	1	-	-	-	1	-	1
107	NAMIBIA	-	-	1	-	-	-	1	-	1
	Cycling	-	-	1	-	-	-	1	-	1
30	NETHERLANDS	-	-	12	-	-	1	13	3	16
	Baseball	-	-	-	-	-	-	-	1	1
	Basketball	-	-	1	-	-	-	1	-	1
	Billiards Sports	-	-	2	-	-	-	2	-	2
	Bodybuilding	-	-	2	-	-	-	2	-	2
	Cycling	-	-	1	-	-	1	2	1	3
	Football	-	-	1	-	-	-	1	-	1
	Ice Hockey	-	-	1	-	-	-	1	-	1
	Kickboxing	-	-	1	-	-	-	1	-	1
	Powerlifting	-	-	1	-	-	-	1	-	1
	Rugby Union	-	-	1	-	-	-	1	-	1
	Skating	-	-	-	-	-	-	-	1	1
	Waterskiing	-	-	1	-	-	-	1	-	1
88	NEW CALEDONIA	-	-	1	-	-	-	1	1	2
	Bodybuilding	-	-	1	-	-	-	1	-	1
	Rugby Union	-	-	-	-	-	-	-	1	1
21	NEW ZEALAND	1	-	5	-	-	-	6	21	27
	Athletics	-	-	-	-	-	-	-	1	1
	Cycling	-	-	1	-	-	-	1	-	1
	Football	-	-	1	-	-	-	1	1	2
	Muaythai	-	-	-	-	-	-	-	1	1
	Powerlifting	-	-	1	-	-	-	1	-	1
	Rugby League	-	-	1	-	-	-	1	9	10
	Rugby Union	1	-	-	-	-	-	1	9	10
	Softball	-	-	1	-	-	-	1	-	-
41	NIGERIA	1	-	4	5	-	-	10	1	11
	Athletics	-	-	1	2	-	-	3	1	4
	Basketball	-	-	1	1	-	-	2	-	2
	Cycling	-	-	-	1	-	-	1	-	1
	Para-Athletics	-	-	1	-	-	-	1	-	1
	Para-Swimming	-	-	-	1	-	-	1	-	1
	Weightlifting	-	-	1	-	-	-	1	-	1
	Wrestling	1	-	-	-	-	-	1	-	1
89	NORTH MACEDONIA - THE FORMER YUGOSLAV	1	-	1	-	-	-	2	-	2
	Football	1	-	-	-	-	-	1	-	1
	Handball	-	-	1	-	-	-	1	-	1
42	NORWAY	4	-	6	-	-	-	10	1	11
	Air Sports	-	-	1	-	-	-	1	-	1
	Boxing	1	-	-	-	-	-	1	-	1
	Cheer	1	-	-	-	-	-	1	-	1
	Football	-	-	2	-	-	-	2	-	2
	Ice Hockey	1	-	1	-	-	-	2	-	2
	Powerlifting	1	-	1	-	-	-	2	1	3
	Volleyball	-	-	1	-	-	-	1	-	1

* As indicated in the decisions received by WADA.

** Based on each AAF, which may not be the same as the number of decisions rendered. A decision may refer to multiple AAFs from the same athlete.

Table 10 - Total ADRVs from Athletes by Nationality* and Sport (Continued)

Ranking by Total ADRVs	Athlete Nationality - Sport	Urine				Blood		Total	Total	Total
		Out-of-Competition		In-Competition		Out-of-Competition	In-Competition	Analytical	Non-Analytical	ADRVs
		M	F	M	F	M	M	ADRVs**	ADRVs	ADRVs
108	OMAN	-	-	-	1	-	-	1	-	1
	Athletics	-	-	-	1	-	-	1	-	1
109	PAKISTAN	-	-	1	-	-	-	1	-	1
	Cricket	-	-	1	-	-	-	1	-	1
110	PANAMA	1	-	-	-	-	-	1	-	1
	Football	1	-	-	-	-	-	1	-	1
90	PARAGUAY	-	-	1	1	-	-	2	-	2
	Bodybuilding	-	-	1	1	-	-	2	-	2
91	PERU	-	-	2	-	-	-	2	-	2
	Athletics	-	-	1	-	-	-	1	-	1
	Bodybuilding	-	-	1	-	-	-	1	-	1
92	PHILIPPINES	-	-	2	-	-	-	2	-	2
	Basketball	-	-	1	-	-	-	1	-	1
	Ju-Jitsu	-	-	1	-	-	-	1	-	1
19	POLAND	3	-	21	8	-	-	32	2	34
	Athletics	-	-	-	-	-	-	-	1	1
	Bodybuilding	-	-	7	4	-	-	11	-	11
	Cycling	-	-	1	-	-	-	1	-	1
	Handball	-	-	1	-	-	-	1	-	1
	Ice Hockey	-	-	2	-	-	-	2	-	2
	Kickboxing	1	-	-	-	-	-	1	-	1
	Powerlifting	-	-	3	2	-	-	5	1	6
	Rowing	-	-	1	-	-	-	1	-	1
	Rugby Union	-	-	2	-	-	-	2	-	2
	Sleddog	-	-	1	-	-	-	1	-	1
	Table Tennis	-	-	-	1	-	-	1	-	1
	Volleyball	-	-	1	-	-	-	1	-	1
	Weightlifting	1	-	2	1	-	-	4	-	4
	Wrestling	1	-	-	-	-	-	1	-	1
14	PORTUGAL	2	-	26	4	-	-	32	9	41
	Athletics	-	-	-	-	-	-	-	3	3
	Aquatics	-	-	1	-	-	-	1	-	1
	Archery	-	-	-	1	-	-	1	-	1
	Automobile Sports	-	-	1	-	-	-	1	-	1
	Bodybuilding	-	-	1	-	-	-	1	-	1
	Bridge	-	-	1	-	-	-	1	-	1
	Canoe/Kayak	-	-	-	-	-	-	-	1	1
	Cycling	1	-	12	1	-	-	14	3	17
	Draughts	-	-	2	-	-	-	2	-	2
	Gymnastics	-	-	1	-	-	-	1	-	1
	Kickboxing	1	-	6	2	-	-	9	-	9
	Roller Sports	-	-	-	-	-	-	-	1	1
	Sailing	-	-	-	-	-	-	-	1	1
	Shooting	-	-	1	-	-	-	1	-	1
111	PUERTO RICO	-	-	1	-	-	-	1	-	1
	Handball	-	-	1	-	-	-	1	-	1
112	QATAR	-	-	1	-	-	-	1	-	1
	Athletics	-	-	1	-	-	-	1	-	1

* As indicated in the decisions received by WADA.

** Based on each AAF, which may not be the same as the number of decisions rendered. A decision may refer to multiple AAFs from the same athlete.

Table 10 - Total ADRVs from Athletes by Nationality* and Sport (Continued)

Ranking by Total ADRVs	Athlete Nationality - Sport	Urine				Blood		Total	Total	Total
		Out-of-Competition		In-Competition		Out-of-Competition	In-Competition	Analytical	Non-Analytical	ADRVs
		M	F	M	F	M	M	ADRVs**	ADRVs	ADRVs
33	ROMANIA	6	-	3	-	-	-	9	5	14
	Aquatics							-	1	1
	Arm Wrestling	-	-	1	-	-	-	1	-	1
	Athletics	-	-	1	-	-	-	1	-	1
	Bodybuilding	1	-	-	-	-	-	1	1	2
	Boxing								1	1
	Cycling	-	-	1	-	-	-	1	-	1
	Gymnastics								1	1
	Tennis	4	-	-	-	-	-	4	-	4
	Weightlifting								1	1
	Wrestling	1	-	-	-	-	-	1	-	1
1	RUSSIAN FEDERATION	12	14	66	27	-	-	119	25	144
	Aquatics	-	1	1	2	-	-	4	-	4
	Athletics	1	4	8	4	-	-	17	5	22
	Basketball	1	-	-	-	-	-	1	-	1
	Bobsleigh	-	1	1	-	-	-	2	-	2
	Bodybuilding	-	-	2	1	-	-	3	-	3
	Boxing	-	-	2	-	-	-	2	-	2
	Curling	-	-	2	-	-	-	2	-	2
	Cycling	-	-	2	3	-	-	5	-	5
	Fencing	-	-	-	1	-	-	1	-	1
	Football	-	-	1	-	-	-	1	-	-
	Golf	-	-	-	1	-	-	1	-	-
	Gymnastics	-	-	-	1	-	-	1	-	1
	Ice Hockey	-	-	1	-	-	-	1	1	2
	Karate	1	-	-	1	-	-	2	-	-
	Kickboxing	-	-	1	-	-	-	1	-	-
	Mixed Martial Arts	-	-	1	-	-	-	1	-	-
	Para-Athletics	-	-	1	-	-	-	1	-	-
	Para-Cross Country Skiing	-	1	-	-	-	-	1	-	-
	Para-Ice Hockey	-	-	3	-	-	-	3	-	-
	Para-Powerlifting	1	-	2	2	-	-	5	-	-
	Para-Swimming	-	-	1	-	-	-	1	-	-
	Powerlifting	3	4	13	8	-	-	28	11	-
	Rowing	-	-	1	-	-	-	1	-	-
	Rugby Union	-	-	3	-	-	-	3	-	3
	Sailing	-	-	1	-	-	-	1	-	1
	Sambo	1	-	3	1	-	-	5	-	5
	Shooting	-	-	1	-	-	-	1	-	1
	Skiing	1	-	4	1	-	-	6	2	-
	Surfing	-	-	1	-	-	-	1	-	1
	Volleyball	-	-	1	-	-	-	1	-	-
	Weightlifting	3	2	5	1	-	-	11	3	14
	Wrestling	-	1	3	-	-	-	4	3	-
	Wushu	-	-	1	-	-	-	1	-	-
72	SAUDI ARABIA	-	-	4	-	-	-	4	-	4
	Football	-	-	4	-	-	-	4	-	4

* As indicated in the decisions received by WADA.

** Based on each AAF, which may not be the same as the number of decisions rendered. A decision may refer to multiple AAFs from the same athlete.

Table 10 - Total ADRVs from Athletes by Nationality* and Sport (Continued)

Ranking by Total ADRVs	Athlete Nationality - Sport	Urine				Blood		Total	Total	Total
		Out-of-Competition		In-Competition		Out-of-Competition	In-Competition	Analytical	Non-Analytical	ADRVs
		M	F	M	F	M	M	ADRVs**	ADRVs	ADRVs
43	SERBIA	2	-	8	1	-	-	11	-	11
	Air Sports	-	-	1	-	-	-	1	-	1
	American Football	1	-	1	-	-	-	2	-	2
	Bodybuilding	-	-	2	1	-	-	3	-	3
	Boxing	-	-	1	-	-	-	1	-	1
	Handball	-	-	1	-	-	-	1	-	1
	Kickboxing	-	-	1	-	-	-	1	-	1
	Powerlifting	-	-	1	-	-	-	1	-	1
	Weightlifting	1	-	-	-	-	-	1	-	1
73	SINGAPORE	1	-	2	1	-	-	4	-	4
	Athletics	-	-	-	1	-	-	1	-	1
	Para-Athletics	1	-	-	-	-	-	1	-	1
	Powerlifting	-	-	2	-	-	-	2	-	2
54	SLOVAKIA	1	-	7	-	-	-	8	-	8
	Bodybuilding	1	-	7	-	-	-	8	-	8
55	SLOVENIA	3	-	4	-	-	-	7	1	8
	Athletics	2	-	-	-	-	-	2	-	2
	Bodybuilding	-	-	1	-	-	-	1	-	1
	Cycling	1	-	1	-	-	-	2	1	3
	Football	-	-	1	-	-	-	1	-	1
	Ice Hockey	-	-	1	-	-	-	1	-	1
16	SOUTH AFRICA	9	1	22	1	-	-	33	3	36
	Athletics	1	-	5	-	-	-	6	-	6
	Bodybuilding	-	-	8	1	-	-	9	2	11
	Canoe/Kayak	-	-	1	-	-	-	1	-	1
	Cycling	-	-	1	-	-	-	1	1	2
	Para-Powerlifting	1	-	-	-	-	-	1	-	1
	Powerlifting	1	-	-	-	-	-	1	-	1
	Rowing	-	-	1	-	-	-	1	-	1
	Rugby Union	6	1	4	-	-	-	11	-	11
	Shooting	-	-	2	-	-	-	2	-	2
13	SPAIN	1	-	32	6	-	1	40	3	43
	Aquatics	-	-	1	-	-	-	1	-	1
	Athletics	-	-	2	-	-	-	2	1	3
	Bodybuilding	-	-	3	-	-	-	3	-	3
	Boxing	-	-	1	-	-	-	1	-	1
	Canoe/Kayak	-	-	1	-	-	-	1	-	1
	Cycling	1	-	12	1	-	1	15	1	16
	Fencing	-	-	1	-	-	-	1	-	1
	Football	-	-	1	-	-	-	1	-	1
	Football 5-a-Side	-	-	1	-	-	-	1	-	1
	Ice Hockey	-	-	2	-	-	-	2	-	2
	Kickboxing	-	-	-	2	-	-	2	-	2
	Motorcycle Racing	-	-	1	-	-	-	1	-	1
	Mountaineering and Clim.	-	-	1	-	-	-	1	-	1
	Para-Alpine Skiing	-	-	-	2	-	-	2	-	2
	Powerboating	-	-	1	-	-	-	1	-	1
	Triathlon	-	-	2	-	-	-	2	-	2
	Weightlifting	-	-	2	1	-	-	3	-	3
	Wrestling	-	-	-	-	-	-	-	1	1

* As indicated in the decisions received by WADA.

** Based on each AAF, which may not be the same as the number of decisions rendered. A decision may refer to multiple AAFs from the same athlete.

Table 10 - Total ADRVs from Athletes by Nationality* and Sport (Continued)

Ranking by Total ADRVs	Athlete Nationality - Sport	Urine				Blood		Total Analytical	Total Non-Analytical	Total
		Out-of-Competition		In-Competition		Out-of-Competition	In-Competition	ADRVs**	ADRVs	ADRVs
		M	F	M	F	M	M			
65	SRI LANKA	-	-	4	2	-	-	6	-	6
	Athletics	-	-	-	1	-	-	1	-	1
	Cycling	-	-	-	1	-	-	1	-	1
	Powerlifting	-	-	2	-	-	-	2	-	2
	Rugby Union	-	-	2	-	-	-	2	-	2
113	SURINAME	-	-	-	1	-	-	1	-	1
	Athletics	-	-	-	1	-	-	1	-	1
31	SWEDEN	5	-	10	-	-	-	15	1	16
	American Football	-	-	2	-	-	-	2	-	2
	Automobile Sports	-	-	1	-	-	-	1	-	1
	Boxing	-	-	1	-	-	-	1	-	1
	Floorball	-	-	1	-	-	-	1	-	1
	Football	-	-	1	-	-	-	1	-	1
	Ice Hockey	-	-	1	-	-	-	1	1	2
	Mixed Martial Arts	-	-	1	-	-	-	1	-	1
	Muaythai	-	-	1	-	-	-	1	-	1
	Powerlifting	4	-	-	-	-	-	4	-	4
	Volleyball	1	-	-	-	-	-	1	-	1
	Wrestling	-	-	1	-	-	-	1	-	1
59	SWITZERLAND	1	-	3	-	-	-	4	3	7
	Arm Wrestling	-	-	1	-	-	-	1	-	1
	Cycling	-	-	1	-	-	-	1	1	2
	Motorcycle Racing	-	-	-	-	-	-	-	1	1
	Skiing	-	-	-	-	-	-	-	1	1
	Weightlifting	-	-	1	-	-	-	1	-	1
	Wrestling	1	-	-	-	-	-	1	-	1
69	TAJKISTAN	2	-	3	-	-	-	5	-	5
	Judo	1	-	-	-	-	-	1	-	-
	Sambo	1	-	1	-	-	-	2	-	-
	Weightlifting	-	-	2	-	-	-	2	-	2
15	THAILAND	7	12	10	11	-	-	40	-	40
	Bodybuilding	2	1	8	2	-	-	13	-	13
	Football	-	-	-	1	-	-	1	-	1
	Weightlifting	5	11	2	8	-	-	26	-	26
11	TURKEY	3	1	33	3	-	-	40	7	47
	Arm Wrestling	-	-	1	-	-	-	1	-	1
	Athletics	-	-	1	1	-	-	2	6	8
	Bodybuilding	-	-	19	1	-	-	20	1	21
	Boxing	-	-	1	-	-	-	1	-	1
	Cycling	-	-	1	-	-	-	1	-	1
	Football	1	-	-	-	-	-	1	-	1
	Handball	-	-	1	-	-	-	1	-	1
	Muaythai	-	-	-	1	-	-	1	-	1
	Rugby Union	-	-	1	-	-	-	1	-	1
	Weightlifting	2	1	1	-	-	-	4	-	4
	Wrestling	-	-	7	-	-	-	7	-	7
114	TURKMENISTAN	1	-	-	-	-	-	1	-	1
	Wrestling	1	-	-	-	-	-	1	-	1
115	UGANDA	-	-	1	-	-	-	1	-	1
	Weightlifting	-	-	1	-	-	-	1	-	1

* As indicated in the decisions received by WADA.

** Based on each AAF, which may not be the same as the number of decisions rendered. A decision may refer to multiple AAFs from the same athlete.

Table 10 - Total ADRVs from Athletes by Nationality* and Sport (Continued)

Ranking by Total ADRVs	Athlete Nationality - Sport	Urine				Blood		Total	Total	Total ADRVs
		Out-of-Competition		In-Competition		Out-of-Competition	In-Competition	Analytical	Non-Analytical	
		M	F	M	F	M	M	ADRVs**	ADRVs	
5	UKRAINE	29	9	22	14	-	-	74	4	78
	Aquatics	-	2	1	1	-	-	4	-	4
	Athletics	2	-	2	5	-	-	9	3	12
	Basketball	-	-	-	1	-	-	1	-	1
	Bodybuilding	-	-	2	-	-	-	2	-	2
	Boxing	2	-	1	-	-	-	3	-	3
	Canoe/Kayak	-	-	-	-	-	-	-	1	1
	Cycling	2	1	4	-	-	-	7	-	7
	Dragon Boat	1	-	-	-	-	-	1	-	1
	Field Hockey	-	-	1	-	-	-	1	-	1
	Football	2	-	-	-	-	-	2	-	2
	Gymnastics	-	1	-	-	-	-	1	-	1
	Handball	-	-	1	1	-	-	2	-	2
	Judo	2	-	-	3	-	-	5	-	5
	Para-Biathlon	-	1	-	-	-	-	1	-	1
	Powerlifting	14	4	5	1	-	-	24	-	24
	Rowing	1	-	1	2	-	-	4	-	4
	Skating	-	-	1	-	-	-	1	-	1
	Weightlifting	3	-	3	-	-	-	6	-	6
74	UNITED ARAB EMIRATES	1	-	1	1	-	-	3	1	4
	Football	-	-	1	-	-	-	1	-	1
	Ju-Jitsu	1	-	-	-	-	-	1	-	1
	Para-Powerlifting	-	-	-	1	-	-	1	1	2
28	UNITED KINGDOM	3	-	11	-	-	-	14	4	18
	Athletics	-	-	-	-	-	-	-	2	2
	Automobile Sports	-	-	2	-	-	-	2	-	2
	Bobsleigh	1	-	-	-	-	-	1	-	1
	Boxing	-	-	2	-	-	-	2	-	2
	Cricket	-	-	-	-	-	-	-	1	1
	Cycling	-	-	-	-	-	-	-	1	1
	Football	1	-	-	-	-	-	1	-	1
	Rugby League	-	-	2	-	-	-	2	-	2
	Rugby Union	1	-	5	-	-	-	6	-	6
6	UNITED STATES	12	5	25	8	-	-	50	23	73
	Aquatics	3	1	-	-	-	-	4	6	10
	Archery	-	-	1	-	-	-	1	-	1
	Athletics	1	-	-	1	-	-	2	3	5
	Basketball	-	-	1	-	-	-	1	1	2
	Bobsleigh	-	-	1	-	-	-	1	-	1
	Cycling	-	-	12	1	-	-	13	5	18
	Football	-	1	-	-	-	-	1	-	1
	Gymnastics	-	1	-	-	-	-	1	1	2
	Ice Hockey	-	-	-	-	-	-	-	1	1
	Jiu-Jitsu	-	-	-	1	-	-	1	-	1
	Judo	-	-	1	-	-	-	1	1	2
	Karate	-	-	1	-	-	-	1	-	1
	Mixed Martial Arts	-	-	-	-	-	-	-	2	2
	Motorcycle Racing	-	-	2	-	-	-	2	-	2
	Para-Athletics	1	-	-	-	-	-	1	-	1
	Para-Ice Hockey	-	-	1	-	-	-	1	-	1
	Rowing	-	-	-	1	-	-	1	-	1
	Rugby Union	-	-	1	-	-	-	1	-	1
	Skiing	-	-	-	1	-	-	1	-	1
	Tennis	4	-	-	-	-	-	4	-	4
	Triathlon	-	-	-	1	-	-	1	1	2
	Weightlifting	3	1	4	2	-	-	10	2	12
	Wrestling	-	1	-	-	-	-	1	-	1

* As indicated in the decisions received by WADA.

** Based on each AAF, which may not be the same as the number of decisions rendered. A decision may refer to multiple AAFs from the same athlete.

Table 10 - Total ADRVs from Athletes by Nationality* and Sport (Continued)

Ranking by Total ADRVs	Athlete Nationality - Sport	Urine				Blood		Total	Total	Total
		Out-of-Competition		In-Competition		Out-of-Competition	In-Competition	Analytical	Non-Analytical	ADRVs
		M	F	M	F	M	M	ADRVs**	ADRVs	ADRVs
79	URUGUAY	-	-	1	-	-	1	2	1	3
	Cycling	-	-	1	-	-	1	2	1	3
45	UZBEKISTAN	2	2	1	5	-	-	10	-	10
	Boxing	1	-	-	-	-	-	1	-	1
	Canoe/Kayak	-	1	-	-	-	-	1	-	1
	Football	-	-	-	1	-	-	1	-	1
	Kurash	-	-	-	1	-	-	1	-	1
	Para-Athletics	-	-	-	1	-	-	1	-	1
	Para-Powerlifting	-	-	-	2	-	-	2	-	2
	Triathlon	1	-	-	-	-	-	1	-	1
	Weightlifting	-	1	-	-	-	-	1	-	1
	Wrestling	-	-	1	-	-	-	1	-	1
116	VENEZUELA	-	-	-	1	-	-	1	-	1
	Bodybuilding	-	-	-	1	-	-	1	-	1
75	VIET NAM	1	3	-	-	-	-	4	-	4
	Weightlifting	1	3	-	-	-	-	4	-	4
117	WALES	-	-	1	-	-	-	1	-	1
	Rugby Union	-	-	1	-	-	-	1	-	1
Grand Total		258	101	1,001	270	4	6	1,640	266	1,906

* As indicated in the decisions received by WADA.

** Based on each AAF, which may not be the same as the number of decisions rendered. A decision may refer to multiple AAFs from the same athlete.